



2025

2026 3

for Process

SQL AGENT

AI

AI

AI

" " " AI "

AI for Process

" AI Coding"

" AI+ "

AI for Process

AI

" " " "

2025

2025

"

"

"

"

975, 774, 437

5, 111, 464

970, 662, 973

10

0. 10

0

...


...

www.cninfo.com.cn

| | | | |
|--|--|----|--|
| | | | 000555 |
| | | | |
| | | | |
| | | | |
| | | | Digital China Information Service Group Company Ltd. |
| | | | DCITS |
| | | | |
| | | 82 | 3905 |

| | | |
|--|-------------------|----|
| | www.cninfo.com.cn | |
| | 10 | 18 |

| | | | | | | | |
|--|--------------------|------|----|----|-------------|--------|-------------|
| | 91440300726198124D | | | | | | |
| | 1 | | | | | | |
| | 2 | 2001 | 2 | 16 | | | |
| | | | | | TEC5200 | | |
| | 3 | 2001 | 4 | 27 | | | |
| | | | | | TEC5200 | | |
| | 4 | 2001 | 5 | 28 | | | TEC5200 |
| | 5 | 2007 | 7 | 16 | | | TEC5200 |
| | 6 | 2010 | 7 | 19 | | | TEC5200 |
| | 7 | 2014 | 2 | 26 | | | |
| | | | | | | | |
| | | 2025 | 12 | 31 | | | |
| | | | | | | A | A |
| | | | | | | 38.02% | 1 |
| | | | | | 32,412,428 | | 43.57% |
| | 2 | 2000 | 9 | 11 | | | |
| | 3 | 2000 | 9 | 7 | | | |
| | | | | | | | |
| | | | | | 19,897,057 | | 24.32% |
| | 4 | 2004 | 11 | 9 | | | |
| | | | | | | 2010 | 2 |
| | 5 | 2013 | 12 | 30 | | | |
| | | | | | 194,770,055 | | 45.17% |
| | 6 | 2014 | 12 | 25 | | | |
| | | | | | | | 20,520,227 |
| | | | | | 431,214,014 | | 451,734,241 |
| | | | | | 43.12% | | |
| | 7 | 2015 | 1 | 13 | | | |
| | | | | | | | 7,171,717 |
| | | | | | 458,905,958 | | 42.44% |
| | 8 | 2015 | 9 | 16 | | | |
| | | | | | | | 2015 |



| | | | | | |
|----|------|------|----|-------------|-------------|
| 9 | 2016 | 12 | 29 | | |
| | | | | 45,619,357 | 917,811,916 |
| | | | | | 40.43% |
| | | | | 963,431,273 | |
| 10 | 2019 | 10 | 31 | 2019 | |
| | | | | 963,431,273 | 970,381,273 |
| | | | | 40.14% | |
| 11 | | 2020 | 12 | 31 | 2019 |
| | | | | 975,768,827 | |
| | | | | | 39.92% |
| 12 | | 2021 | 12 | 31 | |
| | | | | 979,744,428 | |

| | | | | |
|---|--------|---------|---------|--------|
| / | 0.0587 | -0.5445 | 110.78% | 0.2144 |
|---|--------|---------|---------|--------|



| | 2025 | 2024 | 2023 | |
|--|---------------|----------------|----------------|----|
| | -223,576.76 | 159,656.50 | -262,089.67 | |
| | 23,496,925.63 | 2,355,016.85 | 7,570,705.37 | |
| | 9,621,859.81 | -42,134,566.75 | -75,253,033.71 | |
| | | | 6,603,773.59 | |
| | 16,084,160.92 | 12,142,051.60 | 10,857,673.61 | |
| | | | 719,849.11 | |
| | 518,559.75 | | 58,729,050.99 | |
| | 4,495,594.99 | 5,544,003.60 | -1,451,007.27 | |
| | 7,143,850.96 | -14,622.58 | 6,227,991.92 | |
| | 2,398,655.83 | 1,176,846.62 | 1,510,050.66 | |
| | 44,451,017.55 | -23,096,062.24 | -223,120.56 | -- |



1 ---



1 ---

IT IT

" + + + "

" - - "

" "

3 6 12 100 400 2000
130 40 600 20 100 20
AI AI

50 2025 50 7 100 50 50
IDC TOP50 TOP30
100 92

ISO/TC68/AG6

TC28/SC42 for process
TC180/WG6
MIIT/TC1
AI Coding AI

AI

" " " "

AI

Coding

DeepSeek

AI

PMO

2.

3.

4.

ESB

IT

5.

Sm@rtOnebank

Web3.0

" AI for Process"

" AI for Process"

AI

" AI + "

AI

" "

1. " AI + "

"AI + "

AI

AI

"

AI

"

SQL Agent

AI

+AI

AI+

"

"

3 --

| | 2025 | | | | 2024 | | | |
|--|------------------|------------------|------------------|------------------|------------------|------------------|------------------|------------------|
| | | | | | | | | |
| | 2,159,704,694.07 | 2,263,492,495.05 | 4,250,075,658.77 | 4,489,539,057.63 | 1,768,357,819.69 | 2,327,787,630.72 | 2,583,598,405.41 | 3,323,087,665.67 |
| | -92,942,582.20 | -3,437,047.15 | -10,418,372.55 | 163,226,336.36 | -56,456,904.88 | -20,077,212.95 | -41,412,100.77 | -406,113,907.34 |

2

10%



3 --

| | 4,525,621,091.67 | 3,800,984,504.64 | 16.01% | -7.86% | -9.01% | 1.06% |
|--|------------------|------------------|--------|---------|---------|--------|
| | 7,172,317,697.54 | 6,428,543,460.84 | 10.37% | 100.81% | 108.29% | -3.22% |
| | 1,445,438,903.35 | 1,284,149,818.82 | 11.16% | -3.12% | 4.66% | -6.60% |

| | | | | | | |
|--|-------------------|-------------------|--------|--------|--------|--------|
| | 7,301,970,191.66 | 6,138,462,071.00 | 15.93% | 6.32% | 7.28% | -0.76% |
| | 5,856,815,290.20 | 5,391,776,448.44 | 7.94% | 87.15% | 93.51% | -3.03% |
| | | | | | | |
| | 13,137,489,273.32 | 11,508,849,535.79 | 12.40% | 31.44% | 35.37% | -2.54% |

1



3



4



5

| | | 2025 | | 2024 | | |
|--|--|------------------|--------|--------------------|--|--|
| | | | | | | |
| | | 6,138,462,071.00 | 53.23% | 5,721,816,823.89nl | | |

4



| PaaS | PaaS | | 1. 2. 3. | 2015 |
|------|-------------------|--|------------------------------|---------------|
| | VaR FRTB SACCR | | 1. FRTB CCR 2. 3. | |
| | OneBank | | 1. 2. POC 3. API 4. | BI AN AI |
| | SOA | | 1. 2. | SmertEnsemble |
| | | | | 3 5 |
| | | | 1. PaaS 2. SDK | IT |

| | | | | |
|--|-----------|--|-------------|--|
| | | | | |
| | SaaS | | 1. 2. | |
| | 2.0 IT | | 1. IT 2. | |

| | 3,093 | 3,703 | -16.47% |
|-------|-------|-------|---------|
| | 200 | 230 | -13.04% |
| | 4 | 5 | -20.00% |
| | | | |
| 30 | 1,396 | 1,808 | -22.79% |
| 30-40 | 1,543 | 1,773 | -12.97% |
| 40 | 358 | 357 | 0.28% |

| | 2025 | 2024 | |
|--|----------------|----------------|---------|
| | 539,250,745.46 | 631,819,284.93 | -14.65% |
| | 4.10% | 6.32% | -2.22% |
| | 36,820,227.48 | 57,325,524.12 | -35.77% |
| | 6.83% | 9.07% | -2.24% |

| | | | | |
|--|--|-----|------|----|
| | | 7. | SaaS | |
| | | 8. | 2.0 | IT |
| | | 9. | | |
| | | 10. | | |
| | | 11. | | |



| | 9,026,919.15 | 70.91% | | |
|--|-----------------|------------|--|--|
| | 150,964.12 | 1.19% | | |
| | -250,893,030.33 | -1,970.74% | | |
| | 21,439,364.99 | 168.40% | | |
| | 17,167,346.76 | 134.85% | | |

1

| | 2025 | 2025 | |
|--|------|------|--|
| | | | |

3

4

1

2

1

2

10%



()

Model B@nk5. 0

" "

3



| 2025 04 01 | | | | | 2024 | http://static.cninfo.com.cn/finalpage/2025-04-01/1222984229.PDF |
|------------|--|--|--|--|------|---|
| 2025 09 02 | | | | | 2025 | https://static.cninfo.com.cn/finalpage/2025-09-05/1224640228.PDF |
| 2025 11 03 | | | | | 2025 | https://static.cninfo.com.cn/finalpage/2025-11-04/1224785562.PDF |



"

"

"

"



1 ---

1

2025

6

2

9

5

2026 1

8

4

2025

10

2

12

30

3

3

1

2025

6

2025 10 29

2025 11 20

2025

4

5

6

<http://www.cninfo.com.cn>

7

1

2

3

4

5

1

| | | | | | | | | | | | | |
|--|--|----|--|--|------------|------------|-----------|---|---------|---|---------|--|
| | | | | | | | | | | | | |
| | | 63 | | | 2014 01 22 | 2028 01 15 | 0 | 0 | 0 | 0 | 0 | |
| | | | | | 2018 04 27 | 2025 12 15 | | | | | | |
| | | 60 | | | | | 1,000,000 | 0 | 250,000 | 0 | 750,000 | |

| | | | | | | | | | | | |
|-------------------|----|--|--|------------|------------|---------|---|--------|---|---------|--|
| Benjamin Zhai () | 57 | | | 2020 04 22 | 2028 01 15 | 0 | 0 | 0 | 0 | 0 | |
| | 35 | | | 2025 01 16 | 2028 01 15 | 0 | 0 | 0 | 0 | 0 | |
| | 51 | | | 2020 03 27 | 2028 01 15 | 150,000 | 0 | 37,500 | 0 | 112,500 | |
| | 41 | | | 2018 10 25 | 2028 01 15 | | | | | | |

1 2025 1 16 2025 1 17

1

1

2

1963 2

1966 2

1988 7

SBU

1978 10

2000 6

EBG

/

AI

1973 7

IBM

20

1958 10

1962 11

1982 7

1986 7

1989 7

TPG

Deutsche Telekom

CEO

CEO KPMG

CEO

BENJAMIN ZHAI

1968 4

1988 7

1995 4

EMBA

(MBA)

1975 9

1995 7

2003 7

2016 11

2007 8

SBU

BU

BG

1977 6

2000 7

BU

SBU

SBU

BG

BG

BG

1982 12

2015 1

2005

BG

| | | | 2011 04 01 | | |
|--|--|--|------------|--|--|
| | | | 2001 02 21 | | |
| | | | 2018 06 08 | | |
| | | | 2016 03 29 | | |

2021 04 30

| | | | | | |
|--|--|--|------------|------------|--|
| | | | | | |
| | | | 2015 04 08 | 2025 11 28 | |

| | |
|--|--|
| | |
|--|--|

3

| | | | | | | |
|--|----|----|----|----|----------|----|
| | | 47 | | | 0 | |
| | | 53 | | | 0.8 | |
| | | 55 | | | 0 | |
| | | 55 | | | 2.98 | |
| | | 42 | | | 2.75 | |
| | | 49 | | | 1.85 | |
| | | 45 | | | 6.72 | |
| | | 51 | | | 2.34 | |
| | | 53 | | | 2.75 | |
| | | 51 | | | 2.52 | |
| | -- | -- | -- | -- | 3,023.14 | -- |

| | |
|--|--|
| | |
| | |
| | |
| | |

1

| |
|--|
| |
| |

| | | | | | | | |
|-----|----|---|---|---|---|--|---|
| () | | | | | | | |
| | 10 | 5 | 5 | 0 | 0 | | 3 |
| | 7 | 3 | 4 | 0 | 0 | | 0 |
| | 8 | 4 | 4 | 0 | 0 | | 0 |
| | 8 | 4 | | | | | |

2025 08 20



1

| | | |
|--|--|--------|
| | | 88 |
| | | 20,638 |
| | | 20,726 |
| | | 20,726 |

| | | | | | |
|--------------|----|-----------|------|-----------|---------------|
| 10 | | | | | 0 |
| 10 | | | | | 0.10 |
| | | | | | 970,662,973 |
| | | | | | 9,706,629.73 |
| | | | | | 0.00 |
| | | | | | 9,706,629.73 |
| | | | | | 72,401,293.08 |
| | | | | | 100% |
| | | | | | |
| | | | | | |
| | | | | | |
| | | 2024-2026 | | 2025 | |
| | 10 | 0.10 | | 5,111,464 | 970,662,973 |
| 9,706,629.73 | | | 2025 | | |

1

1 2025 3 27
2024

2023

2023

1,854

2025 3 29

www.cninfo.com.cn

2025-019 2025-023 2025-027

2

1,854

2025 4 21

2023

2025 4 23

www.cninfo.com.cn

2023

2025-034

| | | | | | | | | | | | | | |
|--|--|-----------|---|---|---|---|---|-------|---|---|---|---|---|
| | | | | | | / | | / | | | | / | |
| | | 1,600,000 | 0 | 0 | 0 | 0 | 0 | 16.55 | 0 | 0 | 0 | 0 | 0 |
| | | 575,000 | 0 | 0 | 0 | 0 | 0 | 16.55 | 0 | 0 | 0 | 0 | 0 |

2025

| | | | | | | | | | | | | | |
|--|----|---|---|----|---|----|---|-------|---|---|---|----|-------|
| | | 375,000 | 0 | 0 | 0 | 0 | 0 | 16.55 | 0 | 0 | 0 | 0 | 0 |
| | -- | 3,580,000 | 0 | 0 | 0 | -- | 0 | -- | 0 | 0 | 0 | -- | 0 |
| | | <div style="display: flex; justify-content: space-between;"> 2023 2024 2023 </div> | | | | | | | | | | | |
| | | 2025 | 4 | 21 | | | | | | | | | 1,854 |

2023

2

| | | | | | |
|--|--|--|--|--|--|
| | | | | | |
|--|--|--|--|--|--|

2022

2022

11,047,477

1.13%

2022

2022

11,047,477

1.13%

2022

2025 12 17

www.cninfo.com.cn

2022

2025-084

3

3 ---

1

30

2025 11 20 2025

2

| | | | | | | |
|--|--|--|--|--|--|--|
| | | | | | | |
| | | | | | | |

1

| | | |
|--|-------------------|--------|
| | 2026 03 31 | |
| | www.cninfo.com.cn | |
| | | 90.00% |
| | | 90.00% |
| | | |
| | | |
| | 1) | |
| | 2) | |
| | 3) | |
| | 4) | Ä |
| | 5) | Ä |
| | 6) | Ä |
| | 7) | Ä |
| | 8) | Ä |

| | | | | | |
|--|--|-------------|--|-----------|-----|
| | | | | | |
| | | 0.5% | | | |
| | | 0.5% | | 0.5% | |
| | | | | 0.5% | |
| | | 0.2% < 0.5% | | 0.2% | |
| | | 0.2% < 0.5% | | 0.2% < | |
| | | | | 0.5% 0.5% | |
| | | < 0.2% | | | () |
| | | < 0.2% | | < 0.2% | |
| | | | | 0.2% | |

| | |
|--|-------------------|
| | |
| | 2026 03 31 |
| | www.cninfo.com.cn |
| | |
| | |

1





2024

10%

30% 2

2012 6 29

2012 -2014

3


2013 12 30



| | | | | | | | |
|--|--|--|-----|-----|-------|--|--|
| | | | ATM | 2 | | | |
| | | | | ATM | | | |
| | | | | 3 | 5.39% | | |
| | | | | 4 | | | |

| | | | | | | |
|--|--|--|--------------------------------|-----------------|--|--|
| | | | | | | |
| | | | | 2014 12 25 | | |
| | | | | 2014 12 25 | | |
| | | | 1 1 ATM 2 2 ATM 5% | 1 2014 12 25 | | |

| | | | | | | |
|--|--|--|--|---|------------|--|
| | | | <p style="text-align: right;">1</p> <p>1 ATM</p> <p>2</p> <p style="text-align: center;">2</p> <p style="text-align: center;">ATM</p> | | | |
| | | | 1 | 2 | 2014 12 25 | |



| | | | | | | |
|--|--|--|---|---|------------|--|
| | | | 5 | | | |
| | | | 1 | | | |
| | | | 2 | | | |
| | | | 3 | | | |
| | | | | 4 | 2016 06 13 | |
| | | | | | | |
| | | | | 1 | | |
| | | | | | | |
| | | | | 2 | 2016 06 13 | |
| | | | | | | |
| | | | | | | |
| | | | | 1 | | |
| | | | | | | |
| | | | | 1 | 2016 06 13 | |

| | | | | | | | |
|--|--|--|--|--------|------------|--|--|
| | | | | 2 2 | | | |
| | | | | ATM | | | |
| | | | | | 2016 06 13 | | |

| | | | | | | | | | |
|--|--|--|---|--------|------------|---|------------|--|--|
| | | | | | | | | | |
| | | | | | 2016 07 19 | | | | |
| | | | 1 | 2 3 | 4 | 5 | 2016 06 13 | | |
| | | | | | | | 2023 07 07 | | |
| | | | | | | | 2023 07 07 | | |

2025



2023

2023 07 12

| | | | | | | |
|--|--|--|----------------------|--|--|--|
| | | | 1 2 5 / / 6 | | | |
| | | | | | | |
| | | | | | | |

DCITS Malaysia sdn. Bhd.

49
Tectanium Pte. Ltd.

| | |
|--|--------------------------|
| | |
| | 215 |
| | 13 |
| | |
| | 2 5 |
| | |
| | 0 |
| | |
| | |
| | |

(215.00) () 2025 35



| | | | | | | | |
|--|--|--|--|--|--|--|--|
| | | | | | | | |
|--|--|--|--|--|--|--|--|

2025

3,262.70

4

5

6

7

¢

fl

ú

531.40

3,042.45

5

8,439.85

2020 11 12 2020 12 31

www.cninfo.com.cn

2020-111

2020-138

2022

1 26

3,055.06

8,474.83

2024 3 27

8,201.17

10%

10%

2

| / | 2024 12 21 | 60,000 | 2025 01 23 | 27,317.84 | | | | 1 | | |
|---|---------------|--------|---------------|-----------|--|--|--|---|--|--|
| | 2024 12 21 | 30,000 | 2025 01 23 | 16,604.66 | | | | 1 | | |
| | 2024 12 21 | 10,000 | 2025 01 23 | 675.17 | | | | | | |

| | | | | | | | | | | |
|--|---------------|---------|---------------|-----------|--|--|--|-----|--|--|
| | 2023 12 26 | 10,000 | 2024 09 05 | 5,000 | | | | 1 | | |
| | 2024 12 21 | 125,000 | 2025 11 05 | 4,366.75 | | | | 0.7 | | |
| | 2023 12 26 | 50,000 | 2024 12 16 | 16,787.01 | | | | 1 | | |
| | 2023 12 26 | 10,000 | 2024 05 23 | 3,377.48 | | | | 2 | | |
| | 2023 12 26 | 10,000 | 2024 05 23 | 4,520.00 | | | | | | |

| | | |
|----|-------|----|
| C1 | 5,044 | C2 |
|----|-------|----|

| | | | | | | | | | | |
|--|--|--|--|--|--|--|--|--|--|--|
| | | | | | | | | | | |
|--|--|--|--|--|--|--|--|--|--|--|

2

4

2,444,300

2

| | 750,000 | 0 | 0 | 750,000 | | |
|--|-----------|---|-----------|-----------|----|----|
| | 112,500 | 0 | 0 | 112,500 | | |
| | 225,000 | 0 | 0 | 225,000 | | |
| | 55,350 | 0 | 0 | 55,350 | | |
| | 2,444,300 | 0 | 2,444,300 | 0 | | |
| | 3,587,150 | 0 | 2,444,300 | 1,142,850 | -- | -- |

1

2



| | | | | | | | | |
|--------|---------|--------|-------------|------------|---|-------------|-----------|--|
| | 109,775 | | 114,012 | | 0 | | 0 | |
| | | 5% | 10 | | | | | |
| | | | | | | | | |
| | | 39.78% | 388,140,110 | -1,400,000 | 0 | 388,140,110 | 9,100,000 | |
| | | 4.12% | 40,208,280 | -9,500,000 | 0 | 40,208,280 | 0 | |
| | | 1.51% | 14,759,680 | 8,541,938 | 0 | 14,759,680 | 0 | |
| | | 0.86% | 8,409,675 | 3,603,632 | 0 | 8,409,675 | 0 | |
| 1000 | | 0.55% | 5,380,300 | 549,700 | 0 | 5,380,300 | 0 | |
| | | 0.42% | 4,067,801 | 4,067,801 | 0 | 4,067,801 | 0 | |
| | | 0.41% | 4,044,237 | -7,724,500 | 0 | 4,044,237 | 0 | |
| | | 0.36% | 3,500,000 | 3,500,000 | 0 | 3,500,000 | 0 | |
| UBS AG | | 0.35% | 3,460,248 | 3,318,150 | 0 | 3,460,248 | 0 | |
| 1000 | | 0.35% | 3,392,400 | 801,800 | 0 | 3,392,400 | 0 | |
| 10 | | | | | | | | |





3

4

| | |
|--|---------------------------------------|
| | |
| 3 | |
| | |
| 18 2025 12 31 92,946.22 7.42% | 1 2 3 4 5 |

1

2

3

4

5

6

()

| | | |
|--|---------------|---------------|
| | | |
| | | |
| | 10,757,762.05 | 12,144,374.27 |
| | | |

| | | |
|--|------------------|------------------|
| | | |
| | 6,667,679,464.49 | 6,172,188,547.66 |
| | | |
| | | |

| | | |
|--|----------------|----------------|
| | | |
| | 890,962,731.69 | 412,229,969.69 |
| | | |
| | 780,256,415.52 | 30,256,415.52 |
| | 134,964.99 | 1,987,232.50 |
| | | |
| | 47,345.09 | |
| | | |

| | | |
|--|------------------|------------------|
| | | |
| | 18,613,840.79 | 13,750,002.32 |
| | 695,678.60 | 799,847.43 |
| | 3,282,203.45 | 34,847,376.78 |
| | | |
| | | |
| | 705,007.81 | 705,007.81 |
| | 2,210.05 | 2,799.38 |
| | 61,262,182.60 | 202,793,901.08 |
| | | |
| | | |
| | | |
| | | |
| | 285,749.88 | 952,934.53 |
| | | |
| | | |
| | | |
| | | |
| | 285,749.88 | 952,934.53 |
| | 61,547,932.48 | 203,746,835.61 |
| | | |
| | 975,774,437.00 | 975,774,437.00 |
| | | |
| | | |
| | 2,205,074,679.48 | 2,205,074,679.48 |
| | 150,263,322.53 | 150,263,322.53 |
| | | |
| | | |

| | 2025 | 2024 |
|------|-----------------------|----------------------|
| | | |
| | 12, 974, 086, 827. 32 | 9, 939, 751, 364. 33 |
| | 11, 530, 967, 124. 24 | 8, 508, 510, 962. 22 |
| | | |
| | | |
| | | |
| | | |
| | | |
| | | |
| | 53, 159, 080. 47 | 33, 883, 697. 08 |
| | 466, 556, 889. 87 | 463, 074, 181. 72 |
| | 315, 598, 960. 33 | 278, 729, 037. 81 |
| | 552, 968, 539. 34 | 614, 401, 755. 75 |
| | 54, 836, 233. 07 | 41, 151, 729. 75 |
| | 64, 621, 595. 91 | 35, 099, 925. 49 |
| | 17, 423, 234. 05 | 10, 168, 520. 34 |
| | 61, 448, 945. 38 | 44, 224, 030. 48 |
| " " | 9, 026, 919. 15 | 18, 118, 934. 09 |
| | -194, 780. 00 | -165, 213. 00 |
| | -249, 196. 54 | -90, 006. 88 |
| " -" | | |
| " " | | |
| " " | 150, 964. 12 | -59, 508, 720. 72 |
| " -" | -101, 428, 844. 96 | -167, 851, 704. 00 |
| " -" | -149, 464, 185. 37 | |

| | 2025 | 2024 |
|----|----------------|--------------|
| 3. | -10,699,919.09 | 5,117,906.42 |
| 4. | | |
| 5. | | |
| | -1,987,388.09 | 7,193,224.24 |
| 1. | | |
| 2. | | |
| 3. | | |
| 4. | | |
| 5. | | |

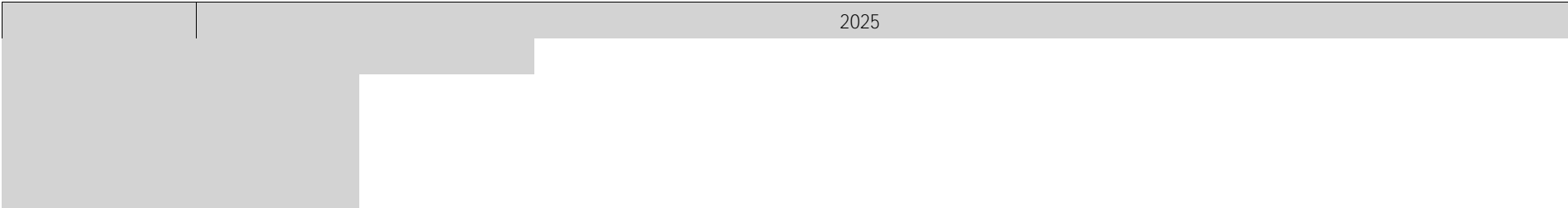
| | 2025 | 2024 |
|--|---------------|-----------------|
| | 4,952,576.36 | -412,567,817.91 |
| | | |
| | 200,000.00 | |
| | 258,559.75 | 330,397,067.21 |
| | 635.00 | 520.00 |
| | | |
| | 94,600,000.00 | 510,800,000.00 |
| | 95,059,194.75 | 841,197,587.21 |

| | 2025 | | | | | | | | | | |
|-----|----------------|--|--|------------------|----------------|----------------|---------------|------------------|------------------|---------------|------------------|
| | | | | | | | | | | | |
| | | | | | | | | | | | |
| | 975,774,437.00 | | | 2,330,702,466.33 | 150,263,322.53 | 81,016,206.30 | 45,783,652.03 | 2,360,840,229.49 | 5,643,853,668.62 | 92,326,674.54 | 5,736,180,343.16 |
| | | | | | | | | | | | |
| | | | | | | | | | | | |
| | 975,774,437.00 | | | 2,330,702,466.33 | 150,263,322.53 | 81,016,206.30 | 45,783,652.03 | 2,360,840,229.49 | 5,643,853,668.62 | 92,326,674.54 | 5,736,180,343.16 |
| " " | | | | | | -12,687,307.18 | 8,044,588.12 | 48,918,469.45 | 44,275,750.39 | -3,029,279.93 | 41,246,470.46 |
| | | | | | | -12,687,307.18 | | 56,428,334.46 | 43,741,027.28 | -9,529,279.93 | 34,211,747.35 |
| | | | | | | | | | | 6,500,000.00 | 6,500,000.00 |
| 1 | | | | | | | | | | 6,500,000.00 | 6,500,000.00 |

| | 2024 | | | | | | | | | | | |
|---|----------------|--|--|------------------|----------------|---------------|---------------|------------------|------------------|----------------|------------------|--|
| | | | | | | | | | | | | |
| | | | | | | | | | | | | |
| | 983,653,713.00 | | | 2,451,009,022.51 | 232,575,573.24 | 68,705,075.64 | 45,783,652.03 | 2,915,710,779.23 | 6,232,286,669.17 | 104,117,033.06 | 6,336,403,702.23 | |
| ! | | | | | | | | | | | | |



| | 2025 | | | | | | | | | | | |
|-----|------|--|--|--|--|--|--|--|--------------|----------------|--|----------------|
| | | | | | | | | | | | | |
| | | | | | | | | | | | | |
| " " | | | | | | | | | | | | |
| | | | | | | | | | | 493,119,711.92 | | 493,119,711.92 |
| | | | | | | | | | | | | |
| 1 | | | | | | | | | | | | |
| 2 | | | | | | | | | | | | |
| 3 | | | | | | | | | | | | |
| 4 | | | | | | | | | | | | |
| | | | | | | | | | 8,044,588.12 | -8,044,588.12 | | |
| 1 | | | | | | | | | 8,044,588.12 | -8,044,588.12 | | |
| 2 | | | | | | | | | | | | |
| 3 | | | | | | | | | | | | |
| | | | | | | | | | | | | |
| 1 | | | | | | | | | | | | |
| 2 | | | | | | | | | | | | |
| 3 | | | | | | | | | | | | |
| 4 | | | | | | | | | | | | |



| | 2024 | | | | | | | | | | | |
|-----|---------------|--|--|--|-----------------|----------------|--|--|--|--|-----------------|-----------------|
| | | | | | | | | | | | | |
| | | | | | | | | | | | | |
| " " | | | | | | | | | | | | |
| | | | | | | | | | | | -413,048,494.24 | -413,048,494.24 |
| | -7,879,276.00 | | | | -120,044,559.00 | -82,312,250.71 | | | | | | -45,611,584.29 |
| 1 | -7,879,276.00 | | | | -124,681,870.53 | -82,312,250.71 | | | | | | -50,248,895.82 |
| 2 | | | | | | | | | | | | |
| 3 | | | | | | | | | | | | |

| | 2024 | | | | | | | | | | | |
|---|------|--|--|--|--|--|--|--|--|--|--|--|
| | | | | | | | | | | | | |
| | | | | | | | | | | | | |
| 4 | | | | | | | | | | | | |
| 5 | | | | | | | | | | | | |
| 6 | | | | | | | | | | | | |
| | | | | | | | | | | | | |
| 1 | | | | | | | | | | | | |
| 2 | | | | | | | | | | | | |

91440300726198124D 2025 12 31 97,577.4437

82

3905

10 18

2026 3 27

1

(" ") (" ")
15 — 2023

2

2025 12 31 12

1

2025 } % 2025 12 31

8

9

3

10

1

1

2

"

"

2

/

1

2

3

3

1

2

/

| | |
|-----|-----|
| | |
| I | |
| II | |
| III | ATM |
| | |

6

1

2

3

14

15

1

20

50

20%

/

/

/

/

"

"

16

¢

()

()

(%)

(%)

18

19

3

20

1

2

21

1

27

25

1

2

28

(1)

29

/

()

1

()

2

1

()

2

%

3

12

2

1

2

31

1

2

3

" " " " " "

32

1

2

3 2025

1

| | | |
|--|--|--|
| | | |
|--|--|--|

| | | |
|--|---|---------------------------|
| | (| 13% 9% 6% 5% 3% |
| |) | 7% 5% |
| | | 15% 16.5% 17% 20% 22% 25% |
| | | 3% |
| | | 2% |

Digital China Software (BVI) Ltd.

2023 4 13 [2023]1 2025 25%

Digital China Software (BVI) Ltd. Digital China Financial Service Holding Limited 2023 4
13 [2023]2 2025 20%

Digital China Software (BVI) Ltd. Digital China Advanced Systems Limited

Digital China Advanced Systems Limited Digital China Information Technology Co. Limited
16.5%

Digital China Advanced Systems Limited PT. Digital China Information Technology Indonesia
22%

Digital China Software (BVI) Ltd. Digital China Information Technology Singapore Pte. Ltd.
17%

Digital China Information Technology Singapore Pte. Ltd. DCITS Malaysia Sdn. Bhd.

Digital China Information Technology Singapore Pte. Ltd. Techtanium Pte. Ltd.
17%

| | |
|--|-----------|
| | |
| | 15% |
| | 15% |
| | 15% |
| | 15% |
| | 15% |
| | 15% |
| | 12.5% 25% |
| | 20% |
| | 20% |

2024 11

15%

2025

15%

2024 10

15%

2025 7 31

2

[2011]100

3%

[2016]36

2023 19

2023 1 1 2027 12 31

3%

1%

3%

1%

3 --

1

| | | |
|---|------------------|------------------|
| | | |
| | 2,371,605,560.07 | 1,994,157,723.20 |
| 1 | 441,089,712.07 | 55,220,238.77 |
| | 2,812,695,272.14 | 2,049,377,961.97 |
| 2 | 316,432,143.04 | 309,548,675.73 |

1

22

2

2

| | | |
|--|----------------|----------------|
| | | |
| | 102,382,052.57 | 176,818,604.99 |
| | 102,382,052.57 | 176,818,604.99 |

2025 12 1 - AU9999 50,000,000.00
 2026 1 2 ICBC CICC USD Money Market ETF USD 3,100,000

| | | | |
|---------------|---------------|---------------|---|
| 21,700,006.20 | 2025 4 | 619,046.37 | 3 |
| 2 | 10,000,000.00 | 2025 9 | |
| 46,000.00 4 | 30 | 10,000,000.00 | |
| 2025 11 | 17,000.00 5 | | |
| 10,000,000.00 | 2025 12 | | |

3

1

| | | |
|--|---------------|---------------|
| | | |
| | 53,945,180.99 | 35,582,895.34 |
| | 6,558,947.14 | 15,240,326.11 |
| | 60,504,128.13 | 50,823,221.45 |

| | 53,945,180.99 | 86.96% | | | 53,945,180.99 | 35,582,895.34 | 63.23% | | | 35,582,895.34 |
|--|---------------|---------|--------------|--------|---------------|---------------|---------|--------------|--------|---------------|
| | 8,089,067.35 | 13.04% | 1,530,120.21 | 18.92% | 6,558,947.14 | 20,688,124.52 | 36.77% | 5,447,798.41 | 26.33% | 15,240,326.11 |
| | | | | | | | | | | |
| | 8,089,067.35 | 13.04% | 1,530,120.21 | 18.92% | 6,558,947.14 | 20,688,124.52 | 36.77% | 5,447,798.41 | 26.33% | 15,240,326.11 |
| | 62,034,248.34 | 100.00% | 1,530,120.21 | 2.47% | 60,504,128.13 | 56,271,019.86 | 100.00% | 5,447,798.41 | 9.68% | 50,823,221.45 |

| | | 5,120,000.00 | 102,400.00 2.00% |
|---------|--|--------------|---------------------|
| 361-540 | | 1,179,067.35 | 353,720.21 30.00% |
| 541-720 | | 1,790,000.00 | 1,074,000.00 60.00% |
| | | 8,089,067.35 | 1,530,120.21 |

2025

| | | | |
|-------|---------------|--------------|---------|
| | 12,719,463.18 | 254,389.27 | 2.00% |
| 1-180 | 3,016,578.47 | 241,326.27 | 8.00% |
| 721 | 4,952,082.87 | 4,952,082.87 | 100.00% |
| | 20,688,124.52 | 5,447,798.41 | |

3

| | | | | | | |
|--|--------------|---------------|--|--|--|--------------|
| | | | | | | |
| | | | | | | |
| | 5,447,798.41 | -3,917,678.20 | | | | 1,530,120.21 |

4

1

| | | | |
|---|---|------------------|------------------|
| 1 | 1 | 1,669,324,261.87 | 1,525,182,419.11 |
| 1 | 2 | 360,896,879.64 | 484,338,694.14 |
| 2 | 3 | 217,450,903.85 | 186,579,605.37 |
| 3 | | 471,775,673.68 | 439,425,593.12 |
| 3 | 4 | 104,115,123.16 | 124,171,065.35 |
| 4 | 5 | 82,026,706.47 | 61,417,581.40 |
| 5 | | 285,633,844.05 | 253,836,946.37 |
| | | 2,719,447,719.04 | 2,635,526,311.74 |

2

| | | 11,244,824.46 | 0.41% | 11,244,824.46 | 100.00% | | | 12,650,865.35 | 0.48% | 12,650,865.35 | 100.00% |
|--|--|------------------|--------|----------------|---------|------------------|--|------------------|--------|---------------|---------|
| | | 2,708,202,894.58 | 99.59% | 741,401,385.06 | 27.38% | 1,966,801,509.52 | | 2,622,875,446.39 | 99.52% | | |

| | | | | | | | | | | |
|---|----------------|-------|----------------|--------|---------------|---------------|-------|---------------|---------|--|
| | | | | | | | | | | |
| | | | | | | | | | | |
| I | 120,082,883.06 | 4.42% | 105,371,082.75 | 87.75% | 14,711,800.31 | 21,977,866.90 | 0.83% | 21,977,866.90 | 100.00% | |

| | | | |
|---|----------------|----------------|---------|
| H | 12,110,444.60 | 12,110,444.60 | 100.00% |
| I | 7,896,756.45 | 7,896,756.45 | 100.00% |
| J | 7,638,300.00 | 7,638,300.00 | 100.00% |
| | 32,671,386.01 | 32,671,386.01 | 100.00% |
| | 120,082,883.06 | 105,371,082.75 | |

A



5

| K | 53,081,906.72 | 48,609,528.41 | 101,691,435.13 | 1.85% | 14,498,449.35 |
|---|---------------|---------------|----------------|-------|---------------|
| L | 43,274,807.04 | 54,010,581.97 | 97,285,389.01 | 1.77% | 44,309,544.23 |
| M | 84,860,007.97 | 10,267,335.73 | 95,127,343.70 | 1.73% | 6,994,788.22 |
| N | 9,014,472.97 | | | | |

5

1

| | | | | | | |
|--|------------------|----------------|------------------|------------------|----------------|------------------|
| | | | | | | |
| | | | | | | |
| | 2,780,167,680.41 | 413,965,816.16 | 2,366,201,864.25 | 2,819,089,858.83 | 408,021,467.34 | 2,411,068,391.49 |

2

| | | | | | | | | | | |
|--|----------------|-------|----------------|--------|-----------|----------------|-------|----------------|--------|------------|
| | | | | | | | | | | |
| | | | | | | | | | | |
| | 114,782,684.49 | 4.13% | 114,731,930.62 | 99.96% | 50,753.87 | 133,756,618.68 | 4.74% | 133,233,034.24 | 99.61% | 523,584.44 |

| | 133,756,618.68 | 133,233,034.24 | 114,782,684.49 | 114,731,930.62 | 99.96% | |
|--|----------------|----------------|----------------|----------------|--------|--|

2025 12 31

I

| T | 15,281,778.58 | 15,281,778.58 | 100.00% |
|---|---------------|---------------|---------|
| U | 4,038,352.99 | 4,038,352.99 | 100.00% |
| V | 3,907,872.77 | 3,907,872.77 | 100.00% |
| P | 3,868,964.79 | 3,868,964.79 | 100.00% |
| W | 3,363,169.04 | 3,363,169.04 | 100.00% |
| | 21,715,952.99 | 21,715,952.99 | 100.00% |
| | 52,176,091.16 | 52,176,091.16 | |

| P | 3,345,252.08 | 3,345,252.08 | 100.00% |
|---|--------------|--------------|---------|
| Q | 1,080,000.00 | 1,080,000.00 | 100.00% |
| R | 1,020,715.41 | 1,020,715.41 | 100.00% |
| S | 244,949.99 | 244,949.99 | 100.00% |
| | 5,690,917.48 | 5,690,917.48 | |

II

| | 2,089,127,636.17 | 41,849,040.36 | 2.00% |
|---------|------------------|----------------|---------|
| 1-180 | 249,447,723.78 | 17,461,340.66 | 7.00% |
| 181-360 | 50,952,285.00 | 8,152,365.62 | 16.00% |
| 361-540 | 19,757,055.31 | 5,927,116.70 | 30.00% |
| 541-720 | 17,026,789.74 | 10,216,073.84 | 60.00% |
| 721 | 103,688,052.35 | 103,688,052.35 | 100.00% |
| | 2,529,999,542.35 | 187,293,989.53 | |

| | | | |
|---------|------------------|----------------|---------|
| | 2,095,467,579.09 | 42,063,806.56 | 2.00% |
| 1-180 | 235,647,523.40 | 18,851,801.87 | 8.00% |
| 181-360 | 97,696,707.57 | 19,539,341.52 | 20.00% |
| 361-540 | 25,600,670.32 | 10,752,281.53 | 42.00% |
| 541-720 | 26,183,700.72 | 18,328,590.52 | 70.00% |
| 721 | 106,883,490.35 | 106,883,490.35 | 100.00% |
| | 2,587,479,671.45 | 216,419,312.35 | |

| | | | |
|-----|---------------|---------------|---------|
| | | | |
| 1 | 10,078,082.50 | 1,007,808.25 | 10.00% |
| 1-2 | 11,524,288.93 | 5,301,172.97 | 46.00% |
| 2-3 | 14,512,283.94 | 8,707,370.36 | 60.00% |
| 3-4 | 6,524,043.00 | 4,697,311.00 | 72.00% |
| 4-5 | 3,061,893.07 | 2,541,371.30 | 83.00% |
| 5 | 37,508,770.97 | 37,508,770.97 | 100.00% |
| | 83,209,362.41 | 59,763,804.85 | |

| | | | |
|-----|---------------|---------------|---------|
| | | | |
| 1 | 18,508,533.76 | 1,850,853.38 | 10.00% |
| 1-2 | 19,751,980.37 | 6,913,193.13 | 35.00% |
| 2-3 | 8,703,779.86 | 3,916,700.94 | 45.00% |
| 3-4 | 4,031,601.95 | 2,338,329.13 | 58.00% |
| 4-5 | 13,490,879.20 | 9,983,250.61 | 74.00% |
| 5 | 27,675,876.08 | 27,675,876.08 | 100.00% |
| | 92,162,651.22 | 52,678,203.27 | |

: 11 4

3

| | | | | |
|--|--------------|--|---|--|
| | | | / | |
| | 5,944,348.82 | | | |

6

| | | | |
|--|--|----------------|----------------|
| | | | |
| | | 161,566,932.09 | 372,760,540.59 |

1

| | | |
|--|----------------|----------------|
| | | |
| | 159,277,532.19 | 287,191,665.97 |
| | 138,036,521.90 | 160,911,457.14 |
| | 9,799,264.81 | 16,858,857.20 |
| | 14,700,000.00 | 5,900,000.00 |
| | 60,965.02 | 455,882.50 |
| | 160,307,351.83 | 98,557,322.22 |
| | 161,566,932.09 | 372,760,540.59 |

2

| | | |
|-----|----------------|----------------|
| | | |
| 1 1 | 82,384,331.93 | 336,053,187.71 |
| 1 2 | 123,907,562.77 | 50,440,918.85 |
| 2 3 | 41,858,546.56 | 9,424,434.67 |
| 3 | 73,723,842.66 | 75,399,321.58 |
| 3 4 | 4,183,670.19 | 5,453,236.27 |
| 4 5 | 3,275,756.99 | 12,983,770.51 |
| 5 | 66,264,415.48 | 56,962,314.80 |
| | 321,874,283.92 | 471,317,862.81 |

3

| | | | | |
|------------|---------------|---------------|----------------|----------------|
| | | | | |
| | 12 | | | |
| 2025 1 1 | 4,384,490.96 | 8,246,890.05 | 85,925,941.21 | 98,557,322.22 |
| 2025 1 1 | | | | |
| | -2,623,373.40 | 46,775,590.95 | 17,616,333.82 | 61,768,551.37 |
| | | | 7,870.00 | 7,870.00 |
| | -10,651.76 | | | -10,651.76 |
| 2025 12 31 | 1,750,465.80 | 55,022,481.00 | 103,534,405.03 | 160,307,351.83 |

721

5

103,538,562.20

103,534,405.03

1

101,779,398.67

1,750,465.80

116,556,323.05

55,022,481.00

76,480,000.00

60%

45,888,000.00

44,358,400.00

,

15,160,344.98

100%

15,160,344.98

14,828,784.98

4

| | | | | | | |
|--|---------------|---------------|--|----------|------------|----------------|
| | | | | | | |
| | | | | | | |
| | 98,557,322.22 | 61,768,551.37 | | 7,870.00 | -10,651.76 | 160,307,351.83 |

5

| | |
|--|----------|
| | |
| | 7,870.00 |

6

| | | | | | |
|--|--|--|---------------|-----|--|
| | | | | | |
| | | | 76,480,000.00 | 1-2 | |

| 1 | 118,944,019.43 | 92.94% | 65,916,278.71 | 89.95% |
|-----|----------------|--------|---------------|--------|
| 1 2 | 2,122,868.23 | 1.66% | 1,510,301.50 | 2.06% |
| 2 3 | 1,296,855.31 | 1.01% | 156,229.80 | 0.21% |
| 3 | 5,611,291.25 | 4.39% | 5,704,691.00 | 7.78% |
| | 127,975,034.22 | | 73,287,501.01 | |

2

59,792,440.90

46.72%

8

1

| | 712,847,829.05 | 29,179,815.54 | 683,668,013.51 | 791,773,664.15 | 40,489,596.03 | 751,284,068.12 |
|--|------------------|---------------|------------------|------------------|---------------|------------------|
| | 49,602,783.74 | | 49,602,783.74 | 43,428,345.64 | | 43,428,345.64 |
| | 1,860,733,176.47 | 68,572,456.50 | 1,792,160,719.97 | 1,743,987,683.43 | | 1,743,987,683.43 |
| | 2,623,183,789.26 | 97,752,272.04 | 2,525,431,517.22 | 2,579,189,693.22 | 40,489,596.03 | 2,538,700,097.19 |

2

| | 40,489,596.03 | -9,931,432.33 | | 1,378,348.16 | 29,179,815.54 |
|--|---------------|---------------|---------------|--------------|---------------|
| | | 36,012,931.24 | 32,559,525.26 | | 68,572,456.50 |

| | | |
|--|---------------|---------------|
| | | |
| | 66,068,774.11 | 47,626,797.55 |

500,000.00 6.25%

2 2018 6 12 90.00%

2025 12 31 10.00%

3 2022 2022 3 2,400,000.00

2025 12 31 2.6478% 19,805.64

4 New Markets Investor One Limited Digital China Information Technology Co. Limited 2023 2023 6

2,000,000.00 2025 12 31 4.04% [2026] 600437

12,416,753.89

5 2025 12 31 17.5%

[2026] 600421 2,000,000.00

12

1

| | | | | | | | |
|--|---------------|--------------|---------------|----------------|---------------|----------------|------------|
| | | | | | | | |
| | 56,495,793.93 | 1,232,184.00 | 55,263,609.93 | 149,344,401.03 | 17,206,245.89 | 132,138,155.14 | 5.79%/4.2% |
| | 5,113,406.07 | | 5,113,406.07 | 10,556,361.57 | | 10,556,361.57 | |
| | 56,495,793.93 | 1,232,184.00 | 55,263,609.93 | 149,344,401.03 | 17,206,245.89 | 132,138,155.14 | |

2019 6

2020 12

2025 12 31

6,388.68

2,260.08


32.

2

| | 61,609,200.00 | 100.00% | 1,232,184.00 | 2.00% | 60,377,016.00 | 159,900,762.60 | 100.00% | 17,206,245.89 | 10.76% | 142,694,516.71 |
|--|---------------|---------|--------------|-------|---------------|----------------|---------|---------------|--------|----------------|
| | | | | | | | | | | |
| | 61,609,200.00 | 100.00% | 1,232,184.00 | 2.00% | 60,377,016.00 | 159,900,762.60 | 100.00% | 17,206,245.89 | 10.76% | 142,694,516.71 |

3

| | 17,206,245.89 | -14,834,980.19 | | | -1,139,081.70 | 1,232,184.00 |
|--|---------------|----------------|--|--|---------------|--------------|



2 2025 10 20

10%

2025 11 28

2025 12 5

2025 12 31

3 2024 11 28

2025 7

15

| | | |
|--|----------------|----------------|
| | | |
| | 388,386,681.96 | 393,345,906.26 |

1

| | | | | | |
|--|--|--|--|--|--|
| | | | | | |
| | | | | | |

| | |
|--|---------------|
| | |
| | 17,371,142.67 |

3

| | | | | | | |
|--|---------------|--------------|--------------|--|--|--|
| | | | | | | |
| | 12,531,307.97 | 7,957,977.09 | 4,573,330.88 | | | |

16

| | | |
|----|----------------|----------------|
| | | |
| | | |
| 1. | 120,951,218.71 | 120,951,218.71 |
| 2. | 4,317,210.03 | 4,317,210.03 |
| 1 | 4,317,210.03 | 4,317,210.03 |
| 3. | 21,239,723.70 | 21,239,723.70 |
| 1 | 21,239,723.70 | 21,239,723.70 |
| 4. | 104,028,705.04 | 104,028,705.04 |
| | | |
| 1. | 84,809,415.65 | 84,809,415.65 |
| 2. | 25,455,996.23 | 25,455,996.23 |
| 1 | 25,455,996.23 | 25,455,996.23 |
| 3. | 19,625,087.32 | 19,625,087.32 |
| 1 | 19,625,087.32 | 19,625,087.32 |
| 4. | 90,640,324.56 | 90,640,324.56 |
| | | |
| 1. | | |
| 2. | | |
| 1 | | |
| 3. | | |
| 1 | | |
| 4. | | |
| | | |

:

| | | | | | | |
|----------------|------|----------------|------|----------------|----------------|---------------|
| 1 | | 2010 | | () | | |
| | | 308,980,000.00 | | 193,671,128.85 | | 2018 |
| 2 | 2014 | 2014 | 12 | 2 | 100.00% | |
| 710,000,000.00 | | | | 63,987,008.28 | 646,012,991.72 | |
| 2024 | 12 | 31 | | 505,661,763.36 | | |
| | | | 2026 | 3 | 2026 | 010132 |
| | | | | | | 5 |
| 5 | | | | 11.33% | | |
| | | 40.24%-39.46% | | 27.37%-5.00% | | |
| | | | | 39.46% | 1.00% | |
| 94,292,013.34 | | | | | | |
| 3 | 2016 | 2016 | 2 | 24 | | 40.81% |
| | | 28,635,631.00 | | | | 21,592,603.07 |
| | | | | | 8,811,746.98 | 19,823,884.02 |
| | 2024 | | | 9,921,794.06 | | |
| | | | 2026 | 3 | 2026 | 010131 |

5

5

9.96%

37.37%

15.05%-5%

37.37%

1.00%

9,902,089.96

4

2016

2016

12

2

98.60%

1,183,184,287.50

315,224,570.54

310,807,299.12

872,376,988.38

2026 3

[2026] 600402

5

5

10.45%

12.36%-14.81%

12.96%-4.79%

14.81%

1.80%

5

2018

100.00%

10,000,000.00

4,081,320.09

5,918,679.91

2024

6

2019

100.00%

47,459,244.43

-12,213,756.27

59,673,000.70

2023

2024

59,673,000.70

7

2020

100.00%

43,500,000.00

22,666,786.74

20,833,213.26

2026 3

2026 010133

5

5

10.68%

23.43%-22.62%

10.00%-5.00%

22.62%

1.00%

9,807,234.14

19

| | | | | | |
|--|--------------|--------------|--------------|------------|--------------|
| | | | | | |
| | 4,361,912.36 | 1,422,599.57 | 2,258,396.79 | | 3,526,115.14 |
| | 552,895.02 | 53,380.53 | 328,164.41 | 122,420.12 | 155,691.02 |
| | 4,914,807.38 | 1,475,980.10 | 2,586,561.20 | 122,420.12 | 3,681,806.16 |

20

/

1

| | | | | |
|--|----------------|----------------|----------------|----------------|
| | | | | |
| | | | | |
| | 875,868,073.61 | 169,761,257.05 | 934,377,548.24 | 141,524,046.26 |
| | 115,221,322.84 | 28,805,330.71 | 115,221,322.84 | 17,283,198.43 |

052,282,467,3852.84

2

| | 9,325,506.41 | 1,398,825.99 | 14,194,895.57 | 2,129,234.34 |
|--|--------------|--------------|---------------|--------------|
| | | | | |

2025

| | | |
|--|------------------|------------------|
| | 1,623,900,704.35 | 1,565,211,979.42 |
|--|------------------|------------------|

0.00

25

1

| | | | | |
|---|----------------|------------------|------------------|----------------|
| | | | | |
| | 453,148,096.00 | 3,671,784,730.73 | 3,636,128,953.31 | 488,803,873.42 |
| - | 8,786,537.99 | 321,689,047.62 | 322,029,837.81 | 8,445,747.80 |
| | 6,083,263.08 | 44,947,190.82 | 45,476,216.10 | 5,554,237.80 |
| | 468,017,897.07 | 4,038,420,969.17 | 4,003,635,007.22 | 502,803,859.02 |

2

| | | | | |
|---|----------------|------------------|------------------|----------------|
| | | | | |
| 1 | 443,777,678.56 | 3,282,234,386.09 | 3,246,347,673.95 | 479,664,390.70 |
| 2 | | 52,520,174.50 | 52,520,174.50 | |
| 3 | 5,315,511.87 | 174,390,659.27 | 174,625,187.45 | 5,080,983.69 |
| | 4,781,659.16 | 160,115,684.74 | 160,325,725.56 | 4,571,618.34 |
| | 123,249.61 | 6,778,611.00 | 6,795,041.61 | 106,819.00 |
| | 410,603.10 | 7,496,363.53 | 7,504,420.28 | 402,546.35 |
| 4 | -1,589.00 | 152,276,996.51 | 152,252,567.51 | 22,840.00 |
| 5 | | | | |

30

| | | |
|--|---------------|---------------|
| | | |
| | 14,190,956.84 | 12,203,138.68 |
| | 9,476,437.84 | 25,926,964.58 |

35

| | | | | | |
|--|---------------|---------------|---------------|---------------|--|
| | | | | | |
| | 12,367,068.51 | 24,418,032.00 | 14,997,804.43 | 21,787,296.08 | |

36

| | | | | | | |
|--|----------------|-----|--|--|--|----------------|
| | | + - | | | | |
| | 975,774,437.00 | | | | | 975,774,437.00 |

37

| | | | | |
|--|------------------|---------------|---------------|------------------|
| | | | | |
| | 2,310,650,654.54 | 18,342,375.84 | | 2,328,993,030.38 |
| | 20,051,811.79 | | 18,342,375.84 | 1,709,435.95 |
| | 2,330,702,466.33 | 18,342,375.84 | 18,342,375.84 | 2,330,702,466.33 |

2022

38

| | | | | |
|--|----------------|--|--|----------------|
| | | | | |
| | 150,263,322.53 | | | 150,263,322.53 |

39

| | 3,639,311.04 | -10,396,948.25 | | | 302,970.84 | -10,699,919.09 | | -7,060,608.05 |
|--|---------------|----------------|--|--|------------|----------------|--|---------------|
| | 3,639,311.04 | -10,396,948.25 | | | 302,970.84 | -10,699,919.09 | | -7,060,608.05 |
| | 77,376,895.26 | -1,987,388.09 | | | | -1,987,388.09 | | 75,389,507.17 |
| | 77,376,895.26 | -1,987,388.09 | | | | -1,987,388.09 | | 75,389,507.17 |
| | 81,016,206.30 | -12,384,336.34 | | | 302,970.84 | -12,687,307.18 | | 68,328,899.12 |

40

| | 45,783,652.03 | 8,044,588.12 | | 53,828,240.15 |
|--|---------------|--------------|--|---------------|

41

| | | |
|--|------------------|------------------|
| | | |
| | 2,360,840,229.49 | 2,915,710,779.23 |
| | 2,360,840,229.49 | 2,915,710,779.23 |
| | 56,428,334.46 | -524,060,125.94 |
| | 534,723.11 | |
| | 8,044,588.12 | |
| | | 30,810,423.80 |
| | 2,409,758,698.94 | 2,360,840,229.49 |

42

1



3

| | | % | | % |
|--|------------------|-------|------------------|-------|
| | 5,705,102,980.36 | 49.48 | 3,087,569,873.62 | 36.29 |
| | 4,848,409,359.14 | 42.05 | 5,152,622,035.02 | 60.56 |
| | 977,454,784.74 | 8.47 | | |

| | | |
|--|----------------|----------------|
| | | |
| | 218,091,505.11 | 180,421,380.25 |
| | 28,633,486.11 | 30,398,948.77 |
| | 20,358,331.76 | 19,567,359.05 |
| | 10,899,912.66 | 14,209,903.06 |
| | 9,389,782.72 | 10,337,695.89 |
| | 8,557,755.13 | 7,447,999.15 |
| | 6,071,128.49 | 5,814,031.89 |
| | 13,597,058.35 | 10,531,719.75 |
| | 315,598,960.33 | 278,729,037.81 |

45

| | | |
|--|----------------|----------------|
| | | |
| | 279,568,684.16 | 290,207,695.43 |
| | 47,766,267.78 | 37,017,576.08 |
| | 26,489,369.46 | 27,075,032.72 |
| | 25,917,926.00 | 32,340,715.16 |
| | 22,919,099.82 | 10,879,678.40 |
| | 22,054,535.25 | 23,409,325.88 |
| | 15,342,961.74 | 10,896,358.41 |
| | 9,757,843.49 | 5,269,069.08 |
| | 3,292,474.64 | 10,523,671.18 |
| | 13,447,727.53 | 15,455,059.38 |
| | 466,556,889.87 | 463,074,181.72 |

48

| | | |
|--|---------------|---------------|
| | | |
| | 61,448,945.38 | 39,211,780.71 |
| | | 5,012,249.77 |
| | 61,448,945.38 | 44,224,030.48 |

49

| | | |
|--|------------|----------------|
| | | |
| | 150,964.12 | -59,508,720.72 |

50

| | | |
|--|--------------|---------------|
| | | |
| | 8,087,900.36 | 2,141,873.77 |
| | 1,382,995.33 | 15,232,280.20 |
| | 518,559.75 | |
| | | 1,000,000.00 |
| | -249,196.54 | -90,006.88 |
| | -713,339.75 | -165,213.00 |
| | 9,026,919.15 | 18,118,934.09 |

51

| | | |
|--|-----------------|-----------------|
| | | |
| | -61,768,551.37 | -21,898,271.98 |
| | -58,412,951.98 | -128,380,211.09 |
| | 14,834,980.19 | -12,186,347.07 |
| | 3,917,678.20 | -5,386,873.86 |
| | -101,428,844.96 | -167,851,704.00 |

52

| | | |
|--|-----------------|-----------------|
| | | |
| | -114,001,337.44 | -364,603,774.67 |
| | -26,081,498.91 | 6,078,970.52 |
| | -5,944,348.82 | -30,390,402.97 |



-3,437,000.20

-1,136,330.68

| | | | |
|--|--|--|----------------|
| | | | 130,092,356.15 |
| | | | -80,820,523.55 |
| | | | -50,063,960.97 |
| | | | -34,168,159.78 |

56

39

57

1

| | | | |
|--|--|----------------|----------------|
| | | | |
| | | 62,248,229.30 | 27,515,246.52 |
| | | 54,228,341.37 | 183,106,184.81 |
| | | 16,022,888.47 | 15,215,181.01 |
| | | 12,677,015.66 | 5,635,564.76 |
| | | | 48,450,000.00 |
| | | 14,606,419.78 | 18,144,824.54 |
| | | 159,782,894.58 | 298,067,001.64 |

| | | | |
|--|--|----------------|---------------|
| | | | |
| | | 440,097,814.67 | 43,915,798.22 |
| | | 69,392,021.48 | 73,659,703.97 |
| | | 59,875,922.42 | 48,619,699.05 |
| | | 50,999,314.26 | 41,239,160.09 |
| | | 43,919,285.01 | 60,532,608.75 |
| | | | |
| | | 27,405,850.51 | 28,486,506.97 |
| | | 19,889,537.56 | 18,695,101.92 |
| | | 15,324,743.91 | 11,112,910.97 |
| | | 14,595,963.87 | 17,816,564.04 |
| | | 12,681,112.26 | 15,356,289.07 |
| | | 7,461,999.99 | 7,079,540.68 |

| | | |
|--|------------------|------------------|
| | | |
| | 3,376,599,939.43 | 7,204,671,650.82 |

3

| | | |
|--|---------------|---------------|
| | | |
| | 28,085,742.94 | 36,772,015.10 |
| | 141,886.89 | 285,257.48 |

| | | |
|---|---------------|-----------------|
| | | |
| 1 | | |
| | 46,899,054.53 | -536,465,761.64 |

3

| | | | |
|--|----------------|---------------|--|
| | | | |
| | 429,579,017.95 | 13,546,402.57 | |
| | 11,232,678.46 | 37,119,278.12 | |
| | | 4,000,000.00 | |
| | 278,015.66 | 554,558.08 | |
| | 441,089,712.07 | 55,220,238.77 | |

59

1

| | | | |
|--|----------------|---------|---------------|
| | | | |
| | | | |
| | 3,027,834.05 | 7.00000 | 21,194,838.36 |
| | | | |
| | 148,567.39 | 0.89172 | 132,480.52 |
| | 318,703,489.66 | 0.00042 | 133,828.70 |
| | 1,697.47 | 5.42573 | 9,210.01 |
| | | | |
| | 1,453,051.39 | 7.00000 | 10,171,359.75 |
| | | | |
| | 151,550.34 | 0.89172 | 135,140.47 |
| | 227,773.97 | 0.86533 | 197,099.65 |
| | 720,283,074.99 | 0.00042 | 302,458.40 |
| | 286.23 | 5.42573 | 1,552.99 |
| | | | |
| | 43,592.45 | 7.00000 | 305,147.17 |
| | 7,554,918.12 | 0.89172 | 6,736,871.59 |
| | 139,612.08 | 0.86533 | 120,810.52 |
| | | | |
| | 10,000.00 | 0.89172 | 8,917.20 |
| | 407,555,947.03 | 0.00042 | 171,139.27 |
| | 29,488.22 | 5.42573 | 159,995.12 |
| | 12,700.26 | 1.72712 | 21,934.87 |
| | | | |
| | 29,976.92 | 7.00000 | 209,838.44 |

2

60

1

| | | |
|--|----------------|----------------|
| | | |
| | 491,166.43 | 2,599,285.61 |
| | 84,514,905.57 | 65,743,884.23 |
| | 112,600,648.51 | 102,515,899.33 |

2

| | | |
|--|--------------|--|
| | | |
| | 4,000,450.38 | |

| | | |
|--|----------------|----------------|
| | | |
| | 480,596,792.69 | 560,422,291.26 |
| | 58,653,952.77 | 71,396,993.67 |
| | 539,250,745.46 | 631,819,284.93 |
| | 502,430,517.98 | 574,493,760.81 |
| | 36,820,227.48 | 57,325,524.12 |

| | | | | | | | |
|--|-------------------|-----|-----|--|---------|---------|--|
| | | | | | | | |
| | 100,000,000.00 | | | | 10.44% | 89.56% | |
| 2 | 110,000,000.00 | | | | | 36.00% | |
| Digital China Software (BVI) Limited | USD30,000,001.00 | BVI | BVI | | | 100.00% | |
| | 19,892,721.60 | | | | 100.00% | | |
| Digital China Advanced Systems Limited | HKD531,750,000.00 | | | | | 100.00% | |
| Digital China Financial Services Holding Limited | HKD65,000,000.00 | | | | | 100.00% | |

| | | | | | | | |
|---|----------------|--|--|--|--|--------|--|
| | | | | | | | |
| 1 | 1,000,000.00 | | | | | 40.81% | |
| | 10,000,000.00 | | | | | 99.90% | |
| | 100,000,000.00 | | | | | 99.90% | |
| 2 | 10,000,000.00 | | | | | 36.00% | |
| | 35,150,000.00 | | | | | 65.00% | |
| | 10,000,000.00 | | | | | 60.00% | |
| 2 | 10,000,000.00 | | | | | 36.00% | |
| 2 | 30,000,000.00 | | | | | 36.00% | |
| 2 | 10,000,000.00 | | | | | 36.00% | |
| 2 | 10,000,000.00 | | | | | 36.00% | |

| | | | | | | | | |
|-----------------------------|--|--|--|--|--|--|--|--|
| DCITS Malaysia Sdn. Bhd. | | | | | | | | |
|-----------------------------|--|--|--|--|--|--|--|--|

2

1

| | | |
|----|---------------|---------------|
| | / | / |
| | | |
| | 9,561,787.11 | |
| | | |
| -- | -338,212.89 | |
| -- | -338,212.89 | |
| | | |
| | 11,422,525.56 | 12,187,652.42 |
| | | |
| -- | -375,126.86 | -165,213.00 |
| -- | -375,126.86 | -165,213.00 |

1

2

| | | | | | | | |
|--|---------------|---------------|--|---------------|--|--|---|
| | | | | | | | / |
| | 11,837,068.51 | 16,414,996.00 | | 11,031,094.56 | | | |

1

1

1

1

2025

12 31

| | 53,990,397.85 | 384,838.49 | 42,362,739.19 | 375,979.28 |
|--|---------------|--------------|---------------|--------------|
| | 170,758.12 | 278,019.72 | 4,829,717.72 | 44,569.22 |
| | 607,426.37 | 6,316,744.44 | 1,626,016.56 | 2,494,765.72 |
| | 7,013,409.78 | 3,553,263.15 | 770,194.77 | 3,140,236.57 |

2

2025 12 31

4,282.40 2024 12 31 5,482.40

2

| | | | | |
|--|------------------|----------------|----------------|------------------|
| | | | | |
| | 2,812,695,272.14 | | | 2,812,695,272.14 |
| | 102,382,052.57 | | | 102,382,052.57 |
| | 62,034,248.34 | | | 62,034,248.34 |
| | 2,719,447,719.04 | | | 2,719,447,719.04 |
| | 82,384,331.93 | 165,766,109.33 | 73,723,842.66 | 321,874,283.92 |
| | 2,780,167,680.41 | | | 2,780,167,680.41 |
| | 95,799,861.38 | | | 95,799,861.38 |
| | | 47,769,600.00 | 13,839,600.00 | 61,609,200.00 |
| | | | 130,776,392.62 | 130,776,392.62 |
| | | 286,364,598.18 | | 286,364,598.18 |
| | 1,623,900,704.35 | | | 1,623,900,704.35 |
| | 2,011,402,933.06 | | | 2,011,402,933.06 |
| | 112,483,957.31 | 14,242,741.67 | 17,351,320.84 | 144,078,019.82 |
| | | 29,600,000.00 | | 29,600,000.00 |
| | | 4,205,604.23 | 494,063.83 | 4,699,668.06 |

| | 2025 | | 2024 | |
|----|--------|--------|--------|--------|
| | | | | |
| 1% | -42.82 | -42.82 | -54.82 | -54.82 |
| 1% | | | | |

| | | | | |
|--|--|----------------|----------------|----------------|
| | | | 130,776,392.62 | 130,776,392.62 |
| | | 102,382,052.57 | 130,776,392.62 | 233,158,445.19 |

2

3

1

| | | | | | |
|--|--|--|--------|--------|--------|
| | | | | | |
| | | | 20,000 | 39.78% | 40.39% |

Digital China Holdings Limited

2

1. 1

3

| | |
|--|--|
| | |
| | |
| | |

2025 12


4

| | |
|--|--|
| | |
| | |
| | |
| | |

| | | | | | |
|---|---|----------------|----------------|--|----------------|
| (| / | 151,569,038.45 | | | 123,272,779.75 |
| | | 8,302,930.28 | | | 13,508,984.96 |
| Digital China Macao Commercial Offshore Limited | | 7,765,826.39 | | | |
| | | 2,651,800.00 | | | 7,861,968.00 |
| | | 2,597,821.89 | | | 13,609,743.97 |
| | | 1,345,990.57 | 550,000,000.00 | | 67,924.53 |
| | / | 844,604.44 | | | 84,722,560.73 |
| | | 776,027.43 | | | |
| | | 184,425.62 | | | 1,414,254.87 |
| | | 183,288.50 | | | |
| | | | | | 285,132.74 |
| | / | 6,745,930.85 | | | 3,428,686.75 |
| | | 3,207,547.17 | | | 16,353,982.30 |
| | | 2,924,528.30 | | | |
| | | 168,872.92 | 50,000,000.00 | | 21,037.74 |
| | | 115,676.00 | | | 2,543,396.23 |
| | | 98,175.00 | | | |
| | | 5,169.81 | | | |
| | | 260,187,458.59 | | | 315,094,566.85 |
| | | 84,551,202.76 | | | 116,117,031.34 |
| | | 534,226,314.97 | | | 698,302,050.76 |

/





6

1

| | | 5,670,000.00 | 5,670,000.00 | 5,670,000.00 | 5,670,000.00 |
|--|--|--------------|--------------|--------------|--------------|
| | | 3,721,740.01 | 74,434.80 | 6,096,023.20 | 121,920.46 |
| | | 1,577,970.19 | 1,556,978.31 | 1,556,549.90 | 1,556,549.90 |
| | | 1,569,191.90 | 1,569,191.90 | 5,016,726.87 | 5,016,726.87 |
| | | 1,518,306.95 | 30,366.14 | | |
| | | 878,200.00 | 403,972.00 | 878,200.00 | 87,820.00 |
| | | 850,635.98 | 18,552.73 | 432,844.34 | 8,986.89 |
| | | 821,907.33 | 16,438.14 | 46,523.05 | |

| | | | | | |
|--|--|---------------|---------------|---------------|---------------|
| | | 19,137.73 | 382.75 | | |
| | | 15,017.22 | 1,051.21 | 60,588.25 | 1,211.77 |
| | | 9,118,692.00 | | | |
| | | 345,412.42 | | 10,500.00 | |
| | | 80,000.00 | | 527,136.35 | |
| | Digital China Technology International (Sin) Pte. Ltd. | 43,711.37 | | | |
| | | 24,229.20 | | 24,229.20 | |
| | | | | 98,880.00 | |
| | | 749,493.27 | 14,989.87 | 749,493.27 | 365,673.07 |
| | | 34,941,287.83 | 10,411,753.94 | 34,632,518.52 | 17,451,688.70 |

2

| | | | |
|--|--|---------------|---------------|
| | | | |
| | | 51,525,229.39 | 5,236,838.19 |
| | | 31,899,647.57 | 50,032,543.29 |
| | | 24,004,356.59 | 32,988,680.59 |
| | | 13,567,703.49 | 7,301,507.93 |
| | | 13,369,200.10 | 13,369,200.10 |
| | | 11,294,524.00 | 14,340,524.00 |
| | | 10,341,814.94 | 15,960,952.93 |
| | | 2,161,456.17 | 1,353,422.50 |
| | | 666,881.50 | 323,721.49 |
| | | 467,875.00 | 369,700.00 |
| | | 51,078.00 | |
| | | 38,607.39 | 38,607.39 |
| | | 4,200.00 | 4,200.00 |
| | | 1.00 | 950,000.00 |
| | | | 1,087,118.33 |
| | | | 858,986.92 |
| | | | 209,896.00 |
| | | | 41,221.33 |

| | | | |
|--|--|---------------|---------------|
| | | | |
| | | | 6,360.00 |
| | | 85,127,933.50 | 5,259,858.85 |
| | | 18,500,000.00 | 11,500,000.00 |
| | | 9,298,202.40 | 6,833,147.80 |
| | | 7,119,000.00 | 36,265,269.18 |
| | | 3,100,000.00 | |
| | | | 2,363,121.60 |
| | | | 56,694.00 |
| | | 1,195,754.72 | 1,195,754.72 |
| | | 466,981.13 | 466,981.13 |
| | | 398,167.77 | 224,150.94 |

12

2023

2023

256

28

40

13.64 /

40

52

2024 3 27

2023

7.50

1,854

1,861.50

1,861.50

2024 4 10

2025 3 27

2023

1,854

OEM

2023 11

2023 12

27,530.00 2024 8 29

2025 12 31

2

2023

20,348.98

2024 8 12

3,070.98

113.89

2024 9 30

7,648.00

434.00

2024 5 20

9,630.00

481.50

2025 12 31

3

2021

2021 7

2021 11

12,553,675.11

2022 7

2022 7 18

12,553,675.11

198,417.07

2025 8

2025 12 31

4

2025 5

2021

2

1

2026 2 9 2 25

2026

2026

<

2026

>

A

10.11 /

1,000.00

10

2026 6

2026 3 10

98,552,280.00

2026 3 13

"

\, Ni (BFD) Ni Ge-P

¢

%

¢

¢

%

*

1

¢

~~VR, N) BUVRA (BFD) A~~

~~CG) \$aYo) GaXD~~

| | | | | | | | | | | |
|--|------------|---------|------------|--------|------------|---------------|---------|------------|-------|---------------|
| | | | | | | | | | | |
| | | | | | | | | | | |
| | | | | | | | | | | |
| | 962,117.68 | 100.00% | 712,844.83 | 74.09% | 249,272.85 | 76,523,414.64 | 100.00% | 737,314.86 | 0.96% | 75,786,099.78 |

3

| | | | | | | |
|--|------------|------------|--|--|--|------------|
| | | | | | | |
| | | | | | | |
| | 737,314.86 | -24,470.03 | | | | 712,844.83 |

4

| | | | | | |
|--|--|--|--|--|--|
| | | | | | |
|--|--|--|--|--|--|

3

2

1

| | | |
|--|----------------|----------------|
| | | |
| | 92,164,845.98 | 220,067,800.00 |
| | 69,751,710.17 | 164,351,710.17 |
| | 9,800,000.00 | |
| | 38,105.00 | 29,400.00 |
| | 61,048,344.98 | 2,475,356.00 |
| | 110,706,316.17 | 381,973,554.17 |

2


| | | |
|---|--|--|
| 1 | | |
|---|--|--|

14,828,784.98

4

3

| | | | | | | |
|--|--|--|--|--|--|--|
| | | | | | | |
| | | | | | | |





4

1



5

| | | |
|--|----------------|----------------|
| | | |
| | 750,000,000.00 | 230,000,000.00 |
| | 642,512.18 | 392,518.72 |
| | 258,559.75 | |
| | -2,879,824.94 | 397,067.21 |
| | 263,917.81 | |
| | 748,285,164.80 | 230,789,585.93 |

1

| | | |
|--|-------------|--|
| | | |
| | -223,576.76 | |
| | | |

2

| | | / | / |
|--|-------|--------|--------|
| | 1.00% | 0.0587 | 0.0587 |
| | 0.21% | 0.0125 | 0.0125 |

3

1

2

3

2026 3 27