



2025

2025 8

..... 2

..... 6

..... 9

..... 22

..... 25

..... 37

..... 42

..... 43

..... 167

		Infinity I-China Investments Israel, L.P.

			000555
			Digital China Information Service Company Ltd.
			DCITS

	10 18	10
		18
	010-61853676	010-61853676
	010-62694810	010-62694810
	dci ts-ir@dci ts.com	dci ts-ir@dci ts.com

1

2024

2

2024

3

10

2025-033

2024

2025-045

	-194,201.49	
	3,391,588.63	
	6,959,720.03	
	4,391,418.23	
	-11,854,694.42	
	23.91	
	1,851,119.59	
	842,687.48	

1 --

1 --

3

4

ESB

IDC

2

" + "

1

44.23	7.98%	29.07	10.57%
-9,722.23		-9,637.96	
		19.50	" "
2,000		19.93	
		4.65	
	IT	2024	IT
16.39	3.21%		

" + " " + "

1.3

FTP

6

1.4

ESB

IT

Sm@rtOneBank

AI

3

AI

" AI + "

AI GC

DeepSeek

Fi nanci al Master

CodeMaster

Fi nanci al Master

AI

"

"

CodeMaster

" +AI "

AI GC

AI

	2,510,489.06	0.06%	2,229,230.76	0.05%	12.62%
	4,421,503,142.65	99.96%	4,094,979,793.38	99.97%	7.97%
	1,694,046.47	0.04%	1,165,657.03	0.03%	45.33%

10%

	1,950,076,270.62	1,640,019,860.47	15.90%	-3.12%	-3.57%	0.40%
	1,992,910,364.22	1,763,001,763.15	11.54%	28.58%	25.85%	1.92%
	465,415,106.88	424,121,587.38	8.87%	-11.20%	-3.71%	-7.09%

	2,208,207,483.85	57.53%	2,010,430,869.22	56.73%	9.84%
	1,545,676,808.84	40.27%	1,452,027,527.05	40.97%	6.45%
	84,300,957.89	2.20%	81,314,570.45	2.29%	3.67%

30%

	6,733,538.76	-4.31%		
	-320,490.48	0.21%		
	-130,518,768.13	83.50%		
	829,348.45	-0.53%		
	12,878,244.36	-8.24%		

1

	990,744,799.81	7.19%	2,049,377,961.97	17.11%	-9.92%	
	2,249,684,406.42	16.32%	1,937,284,214.22	16.17%	0.15%	
	2,599,057,173.93	18.85%	2,411,068,391.49	20.13%	-1.28%	
	4,644,878,932.71	33.69%	2,538,700,097.19	21.19%	12.50%	
	11,958,648.92	0.09%	12,144,374.27	0.10%	-0.01%	
	11,640,799.64	0.08%				

3

1.	176,818,604.99	-320,490.48			2,032,415,955.50	2,123,420,002.00		85,494,068.01
2.	141,173,340.87		41,028.49					141,214,369.36
	317,991,945.86	-320,490.48	41,028.49		2,032,415,955.50	2,123,420,002.00		226,708,437.37

4

	62,651,632.50		34,418,544.07	20,582,933.70
13,557,485.38		278,124.99		

1

	1,800,000.00	21,818,400.00
		-91.75%

2

3

4

1

2

5

1

2

10%

			10,337.70	2,887,043,780.82	1,063,301,054.12	1,183,544,220.33	-38,054,276.40	-31,420,474.53
			11,000	1,790,021,785.41	117,930,662.90	560,644,525.34	-52,479,017.13	-49,703,506.89
			10,000	971,247,027.19	107,501,779.93	416,246,070.76	12,217,543.83	12,804,883.00
			3,000	214,714,891.84	-55,516,319.31	1,486,562.96	-16,913,278.07	-12,630,059.30

Digital China Information
Technology Singapore
Pet. Ltd. et. Ltd. et. Ltd. digital

1.

2.


Model Bank 5.0

" + "

3.

" "

			2025 01 16	
			2025 01 16	
			2025 01 16	
			2025 01 16	



1

"

"

"

"

"


"

()

()

()

1



	--	--	7,716.66	--	81,500	--	--	--	--	--
	2025					5,000.00		0		
		5,000.00		821.00						1,500.00
		801.47				700.00		0		
		2,300.00		357.27					55,000.00	
		2,316.16						5,000.00		1,395.04
					7,000.00			2,025.72		

2

3

4

5

6

7

1

1

2

3

"	"	2020	11	10	"	"			
					136	2,511.05			
5	2021	2	1	2026	1	31	2020	12	29

2

/	2024 12 21	60,000	2025 01 23	19,542.54				1		
	2024 12 21	30,000	2025 01 23	580.79				1		
	2024 12 21	10,000	2025 01 23	595.83				1		
	2024 12 21	10,000	2025 01 15	7,646.27				1		
	2023 12 26	40,000	2024 11 25	20,908.86						

	2023 12 26	30,000	2024 10 28	22,912.71				0.9		
	2024 12 21	10,000	2025 03 06	3,000				0.9		
	2022 12 22	14,000	2023 10 31	352.5						
	2022 12 22	17,000	2023 10 31	16,276.37				4		

2023 12 26

50,000 2024 05 23

38,125

	2021 12 31	5,044	2022 03 31	3,205.62				6.8		
C1		5,044		C2						0
C3		5,044		C4						3,205.62
	A1+B1+C1	917,044		A2+B2+C2						376,947.18
	A3+B3+C3	917,044		A4+B4+C4						424,235.71
	A4+B4+C4									76.32%
	70%		E							392,782.92
	D+E+F									392,782.92

3

		123,840	42,020	0	0
		3,248	2,248	0	0
		25,000	25,000	0	0

	152,088	69,268	0	0
--	---------	--------	---	---

--	--	--	--	--

4

2025 1 16 2025

2025

2025

2025 1 17

2025

2025 4

2025

2025

2025

2025

2024

2024

283,725

2

	750,000	0	0	750,000		
	112,500	0	0	112,500		
	225,000	0	0	225,000		
	55,350	0	0	55,350		
	2,444,300	216,875	500,600	2,728,025		
	3,587,150	216,875	500,600	3,870,875	--	--

	18,716,834	2017	1	24	
					2022
/					
10	"	"			14,859,464 1.52%,
10					

5%

10

10

10

10

/

10

10

10

10

	2,599,057,173.93	2,411,068,391.49
	71,947,683.08	7,441,728.00
	229,220,989.30	51,312,760.87
	11,381,020,662.76	9,668,875,021.78
	75,301,173.96	132,138,155.14
	11,640,799.64	12,187,652.42
	141,214,369.36	141,173,340.87
	11,958,648.92	12,144,374.27

	66,408,494.69	71,005,111.99
	8,173,381,176.07	6,243,193,659.65
	975,774,437.00	975,774,437.00
	2,330,702,466.33	2,330,702,466.33

	30,256,415.52	30,256,415.52
	1,987,232.50	1,987,232.50

		46,914,969.12
	90,115,832.69	102,996,465.75
	2,780,231.87	2,777,432.49
	3,562,105.11	13,750,002.32
	677,703.38	799,847.43
	78,300,575.28	34,847,376.78

	2025	2024
	32,959,526.10	13,126,384.64
	8,758,750.41	4,680,248.29
	33,017,225.32	29,768,082.44
" _"	6,733,538.76	4,134,030.41
	-546,852.78	-751,190.81
		-90,006.88
" _"		
" _"		
" _"	-320,490.48	511,397.25
" _"	-98,645,330.97	-89,369,657.08
" _"	-31,873,437.16	-6,735,123.00
" _"		
" _"	-144,259,421.80	-110,797,445.71
	829,348.45	2,047,689.37
	12,878,244.36	5,848,720.54
" _"	-156,308,317.71	-114,598,476.88
	-23,411,304.24	-10,076,186.61
" _"	-132,897,013.47	-104,522,290.27
1. " _"	-132,897,013.47	-104,522,290.27
2. " _"		
1. " _"	-96,379,629.35	-76,534,117.83
2. " _"	-36,517,384.12	-27,988,172.44

	2025	2024
1.		
2.		
3.		
4.		
5.		
6.	10,887,680.78	3,320,822.19
7.		
	-121,974,458.47	-101,232,945.34
	-85,457,074.35	-73,244,772.90
	-36,517,384.12	-27,988,172.44
	-0.1003	-0.0794
	-0.1003	-0.0794
	0	0

4

	2025	2024
	16,829,050.28	345,627,293.82
	10,414,460.60	325,138,389.92
	240,859.12	370,261.27
	7,433,201.29	8,141,341.37
	24,402,476.49	22,027,366.90

	2025	2024
" _"		
" _"		
" _"	-969,827.14	1,087.12


	2025	2024

6

	2025	2024

	2025	2024
		31,484,300.17
	2,359,992.34	47,250,044.42
	2,359,992.34	78,734,344.59
	76,410,007.66	184,340,322.78
	-341,779.02	-153,228,285.43
	1,513,479.75	203,623,605.65
	1,171,700.73	50,395,320.22

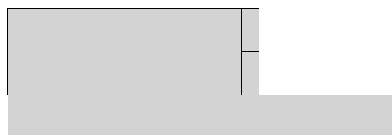
7




2024														
	983,653,713.00			2,451,009,022.51	232,575,573.24	68,705,075.64		45,783,652.03		2,915,710,779.23		6,232,286,669.17	104,117,033.06	6,336,403,702.23

1														
2														
3										-30,810,423.80		-30,810,423.80		-30,810,423.80
4														
1														

8



	2024										



2												
3												
4												
5												
6												

"

" [1993] 72

[1993]174

1993 100

7,438.88 1994 4 8

1995 2010

2013

2014 2 26

91440300726198124D 2025 6 30

97,577.4437

82

3905

10 18

1

(" ")

(" ")

15 — 2023

2

2025 6 30 12

1

2025 6 30

2025

2

1 1 12 31

3

1 1 12 31

4

5

	0.50%
	0.50%
	0.50%
1	0.50%
1	0.50%
	0.50%
	5%
/	10%
	5%

6

1

2

7

"

"

8

9

10

1

3

2

" "

11

1

1

2

" "

2

/

1

2

3

3

1

2

4

1

12

12

(

12

)

12

1

2

/

/

,

--	--

I

II

15

1

20

50

20%

/

/

/

/

2

#

#

16

()

			(%)	%
1		40	10	2.25

17

1

A

18

19

2

21

1

2

22

1

23

24

1

2

3

25

11. 7

26

24

1

2

28

(1)

29

/

()

1

()

2

1

()

2

30

1

1

12

2

1

2

31

1

2

3

" " " " " "

		3%
		2%

	20%
	20%
	20%
	20%

20%

25%

2022

2025

2023

12

25%

20%

2027 12 31

(Ã? 1F Ÿ Ÿ?q!Öð 1Ó•L€ œ (€ ~ .1=½ EŸ- Å Ÿ ° _ œÅ0 0"• € ~ a EŸ- Å Ÿ ° _ œÅ0 À Á h5•5 ² Ÿ ° _ 9pAö1Ñ/Ž ~ ü

2

[2011]100

3%

[2016]36

2

	31,994,216.64	93.14%			31,994,216.64	35,582,895.34	63.23%			35,582,895.34
	2,358,134.70	6.86%	2,358,134.70	100.00%		20,688,124.52	36.77%	5,447,798.41	26.33%	15,240,326.11
	2,358,134.70	6.86%	2,358,134.70	100.00%		20,688,124.52	36.77%	5,447,798.41	26.33%	15,240,326.11
	34,352,351.34	100.00%	2,358,134.70	6.86%	31,994,216.64	56,271,019.86	100.00%	5,447,798.41	9.68%	50,823,221.45

1

2

721	2,358,134.70	2,358,134.70	100.00%

	12,719,463.18	254,389.27	2.00%
1-180	3,016,578.47	241,326.27	8.00%
721	4,952,082.87	4,952,082.87	100.00%
	20,688,124.52	5,447,798.41	

3

	5,447,798.41	-3,089,663.71				2,358,134.70

1	1	1, 883, 883, 215. 84	1, 525, 182, 419. 11
1	2	467, 309, 186. 56	484, 338, 694. 14
2	3	251, 337, 678. 21	186, 579, 605. 37
3		461, 112, 365. 25	439, 425, 593. 12
3	4	112, 397, 207. 42	124, 171, 065. 35
4	5	83, 288, 382. 53	61, 417, 581. 40
5		265, 426, 775. 30	253, 836, 946. 37
		3, 063, 642, 445. 86	2, 635, 526, 311. 74



1)

	8,010,235.35	8,010,235.35	7,807,272.23	7,807,272.23	100.00%	
ATM	4,640,630.00	4,640,630.00	4,540,630.00	4,540,630.00	100.00%	
	12,650,865.35	12,650,865.35	12,347,902.9			

	2, 678, 721, 763. 19	562, 904, 599. 48	
--	----------------------	-------------------	--

	1, 179, 973, 493. 39	23, 922, 865. 99	2. 00%
1-180	350, 404, 186. 37	28, 032, 334. 91	8. 00%
181-360	251, 611, 422. 09	50, 322, 284. 42	20. 00%
361-540	144, 003, 007. 72	60, 481, 263. 24	42. 00%
541-720	97, 432, 719. 21	68, 202, 903. 44	70. 00%
721	235, 208, 200. 18	235, 208, 200. 18	100. 00%
	2, 258, 633, 028. 96	466, 169, 852. 18	

4)

III

	1, 222. 64	85. 58	7. 00%
361	2, 891, 874. 19	2, 891, 874. 19	100. 00%
	2, 893, 096. 83	2, 891, 959. 77	

1	59,346,576.38	5,934,657.64	10.00%
1-2	83,193,592.04	29,117,757.21	35.00%
2-3	18,150,221.02	8,167,599.46	45.00%
3-4	54,664,131.23	31,705,196.11	58.00%
4-5	16,868,663.06	12,482,810.66	74.00%
5	107,038,227.65	107,038,227.65	100.00%
	339,261,411.38	194,446,248.73	

5

1



1

--	--	--

1-180	2,095,467,579.09	42,063,806.56	2.00%
-------	------------------	---------------	-------

	287,180,486.21	287,191,665.97
	150,172,540.59	160,911,457.14
	19,805,452.80	16,858,857.20
	5,900,000.00	5,900,000.00
	43,796.42	

4

	98,557,322.22	998,004.23			-10,505.62	99,544,820.83

5

		96,300,000.00		20.81%	
		76,480,000.00		16.51%	

8

1

	3,750,312,910.65		3,750,312,910.65	1,743,987,683.43		1,743,987,683.43
	573,045,086.96	32,815,922.45	540,229,164.51	791,773,664.15	40,489,596.03	751,284,068.12
	354,336,857.55		354,336,857.55	43,428,345.64		43,428,345.64
	4,677,694,855.16	32,815,922.45	4,644,878,932.71	2,579,189,693.22	40,489,596.03	2,538,700,097.19

2

9



11


1	500,000.00						500,000.00	
2	500,000.00						500,000.00	
3	673,291.87	41,028.49						

5

17.5%

12

1



3

	17,206,245.89	-15,456,182.10				1,750,063.79

4

	8,532,052.68				-242,088.83						8,289,963.85	
	2,903,280.71	23,783,693.54			-322,146.87						2,581,133.84	23,783,693.54
	752,319.03				17,382.92						769,701.95	
		1,285,663.80										1,285,663.80
	12,187,652.42	25,069,357.34			-546,852.78						11,640,799.64	25,069,357.34

14

1

1.	16,508,919.88
2.	
1	
2 \ \	
3	
3.	
1	
2	
4.	16,508,919.88
1.	4,364,545.61
2.	185,725.35
1	185,725.35
3.	
1	
2	
4.	4,550,270.96
1.	
2.	
1	
3.	
1	
2	
4.	
1.	11,958,648.92
2.	12,144,374.27

2017 6 29 2025 7 1

8

15

1

--	--	--	--	--	--

1.	120,951,218.71
2.	1,539,134.03
1	1,539,134.03
3.	18,958,610.56
1	18,958,610.56



()	193,671,128.85			193,671,128.85
	505,661,763.36			505,661,763.36
	9,921,794.06			9,921,794.06
	5,918,679.91			5,918,679.91
	59,673,000.70			59,673,000.70
	774,846,366.88			774,846,366.88

19

	4,361,912.36		1,132,363.74	3,229,548.62
	552,895.02		204,629.52	225,845.38
	4,914,807.38		1,336,993.26	3,455,394.00

/

	1,086,417,444.06	166,314,663.80	934,377,548.24
	115,221,322.84	17,283,198.43	115,221,322.84
			141,524,046.26
			17,283,198.43

	160,569,031.41	24,297,341.81	176,387,808.37	26,837,146.05
--	----------------	---------------	----------------	---------------

3

	21,976,662.00	183,560,680.84	23,973,247.09	158,452,831.32
	21,976,662.00	2,320,679.81	23,973,247.09	2,863,898.96

21

	314,505,172.00		314,505,172.00	134,460,113.36		134,460,113.36
				6,379,649.00		6,379,649.00
	314,505,172.00		314,505,172.00	140,839,762.36		140,839,762.36

22

	20,582,933.70	20,582,933.70			13,546,402.57	13,546,402.57		
	13,557,485.38	13,557,485.38			37,119,278.12	37,119,278.12		
	278,124.99	278,124.99			554,558.08	554,558.08		
					4BTO			

25

1



2

1	443,777,678.56	1,481,472,125.67	1,609,285,988.99	315,963,815.24
2		18,162,735.47	18,162,735.47	
3	5,315,511.87	85,707,286.25	86,061,485.93	

31

		8,853,266.77

32

	35,824,000.00	42,824,000.00
	911,036.92	776,000.00
	36,735,036.92	43,600,000.00

2022 3 31

76,824,000.00

5.30% 7

2025

6 30

48,824,000.00

33

	29,656,967.28	44,549,635.26
	4,860,099.38	6,448,526.16
	18,309,147.57	25,926,964.58
	6,487,720.33	12,174,144.52

34

	12,367,068.51	14,383,032.00	5,885,042.88	20,865,057.63

35

		+ -					
	975,774,437.00						975,774,437.00

36

	2,310,650,654.54	18,342,375.84	2,328,993,030.38

38

	3,639,311.04	41,028.49			6,154.27	34,874.22		3,674,185.26
	3,639,311.04	41,028.49			6,154.27	34,874.22		3,674,185.26
	77,376,895.26	10,887,680.78				10,887,680.78		88,264,576.04
	77,376,895.26	10,887,680.78				10,887,680.78		88,264,576.04
	81,016,206.30	10,928,709.27			6,154.27	10,922,555.00		91,938,761.30

39

		45,783,652.03		45,783,652.03

40

	2,360,840,229.49	2,915,710,779.23
	2,360,840,229.49	2,915,710,779.23
	-96,379,629.35	-524,060,125.94
		30,810,423.80

	2, 264, 460, 600. 14	2, 360, 840, 229. 49
--	----------------------	----------------------

41

1

	1			
	4,420,686,700.06	3,837,999,525.23	4,093,916,219.65	3,543,587,241.33
	2,510,489.06	185,725.35	2,229,230.76	185,725.39
	4,423,197,189.12	3,838,185,250.58	4,096,145,450.41	3,543,772,966.72

2

	1			
	2,907,042,591.96	2,455,104,213.98	2,907,042,591.96	2,455,104,213.98
	1,513,644,108.10	1,382,895,311.25	1,513,644,108.10	1,382,895,311.25
	2,510,489.06	185,725.35	2,510,489.06	185,725.35
	4,421,503,142.65	3,836,695,766.28	4,421,503,142.65	3,836,695,766.28
	1,694,046.47	1,489,484.30	1,694,046.47	1,489,484.30
	2,493,263,291.61	2,221,203,943.28	2,493,263,291.61	2,221,203,943.28
	1,929,933,897.51	1,616,981,307.30	1,929,933,897.51	1,616,981,307.30
	4,423,197,189.12	3,838,185,250.58	4,423,197,189.12	3,838,185,250.58

3

4

10,203,053,811.79

7,008,096,186.08

2025

2,370,510,160.26

2026

824,447,465.45

2027

42

	7,397,538.57	5,050,511.89
	5,086,832.41	3,585,522.89
	2,296,949.25	1,628,646.69
	1,812,385.63	1,352,360.51
	1,531,299.55	1,085,764.51
	58,985.43	57,516.07
	21,111.28	19,597.07
	18,205,102.12	12,779,919.63

43

	84,383,291.84	61,473,251.37
	16,259,241.51	16,287,423.62
	7,748,314.34	12,996,666.57
	5,695,625.66	6,567,435.26
	5,175,396.70	3,971,382.45
	4,539,730.50	8,066,369.13
	3,176,962.00	3,670,835.79
	915,823.72	610,189.93
	184,143.20	2,478,918.18
	4,412,968.61	3,889,979.73
	132,491,498.08	120,012,452.03

44

	112,707,048.12	125,713,189.71
	30,776,036.59	15,730,477.84
	11,604,350.26	10,417,235.26
	7,759,104.73	9,796,122.16
	6,411,435.20	8,371,323.14
	5,666,025.88	2,581,036.16
	4,109,829.04	3,993,426.21
	2,206,963.51	2,630,419.44
	1,466,106.61	6,287,643.56
	798,860.60	1,126,711.03
	541,652.93	915,217.40
	114,401.29	720,543.11

	15,829,060.59	3,376,085.17
	199,990,875.35	191,659,430.19

45



	3,301,897.93	3,570,248.77
	-546,852.78	-751,190.81
		1,000,000.00
		-90,006.88
	6,733,538.76	4,134,030.41

50

	-116,193,172.55	-80,386,480.77
	-998,004.23	-4,972,988.60
	15,456,182.10	-4,071,112.26
	3,089,663.71	60,924.55
	-98,645,330.97	-89,369,657.08

51

	-38,341,992.67	-20,638,538.81
	6,468,555.51	13,903,415.81
	-31,873,437.16	-6,735,123.00

52

	23,019.89	330,917.65	23,019.89
	806,328.56	1,716,771.72	806,328.56
	829,348.45	2,047,689.37	829,348.45

53

	12,011,438.23	4,694,374.03	12,011,438.23
	217,221.38	149,061.57	217,221.38
	46,000.00	40,000.00	46,000.00
	603,584.75	965,284.94	603,584.75

	35,214,047.32	36,299,027.74
	31,095,911.65	16,191,758.21
	28,450,000.00	
	24,638,006.66	17,736,102.11
	19,667,789.07	2,101,747.38
	15,561,372.96	28,436,080.44
	11,152,215.41	545,724.25
	10,204,584.04	12,888,410.00
	5,159,493.05	6,476,458.18
	3,429,201.26	2,931,670.30
	3,412,259.88	3,939,211.27
	3,354,430.01	9,728,746.06
	3,032,664.43	3,825,083.15
	19,442,761.10	36,996,180.23
	213,814,736.84	178,096,199.32

2

	2,145,548,461.53	2,359,790,000.00
	55,142,569.44	
	2,200,691,030.97	2,359,790,000.00

	2,032,540,064.00	2,260,180,000.00
	295,897,520.11	70,000,000.00
	2,328,437,584.11	2,330,180,000.00

3

	12,353,578.59	16,136,217.61
	112,585.62	11,685.45
		47,250,044.42
	12,466,164.21	63,397,947.48



" "	-38,869,331.84	-1,378,652,264.59

2

	956,326,255.74	1,994,157,723.20

	24,999.95	7.16000	178,999.63
	168,854.92	0.91210	154,012.57
	1,899,027,512.25	0.00044	837,513.83
	32,775.59	5.60198	183,608.20

59

1

	98,795.77	1,540,321.62
	40,068,166.76	37,477,151.77
	52,421,745.37	53,613,369.38

2



1

--	--	--	--	--	--

	10,000,000.00					60.00%	
2	10,000,000.00					36.00%	
2	30,000,000.00					36.00%	
2	10,000,000.00					36.00%	
2	10,000,000.00					36.00%	
	100,000,000.00					100.00%	
PT. Di gi tal Chi na I nformati on Technol ogy I ndonesi a	IDR 4,000,000,000.00					90.00%	
Di gi tal Chi na I nformati on Technol ogy Co. Li mi ted	HKD 1.00					100.00%	
	50,000,000.00					100.00%	
	175,000,000.00					100.00%	
	205,100,000.00					100.00%	
	5,000,000.00					66.67%	

Di gi tal Chi na
I nformati on
Technol ogy
Si ngapore
Pet. Ltd.

294,100,000.00
SGD 916,640.00

2

36.00%

2

	64.00%	-40,419,486.63		7,560,170.98
	0.10%	-4,162.26		983,661.75

36.00% 34.00% 30.00%

2024

2

1

	/	/
	11,640,799.64	12,187,652.42
--	-546,852.78	-751,190.81
--	-546,852.78	-751,190.81

1

2

						/
	11,837,068.51	9,419,996.00	4,570,622.31		16,686,442.20	
	530,000.00	4,963,036.00	1,314,420.57		4,178,615.43	
	12,367,068.51	14,383,032.00	5,885,042.88		20,865,057.63	

3

	33,017,225.32	24,816,139.81

1

1

1

1

2025

6 30

	40,089,022.98	547,767.35	42,362,739.19	375,979.28
	8,434,619.46	2,712,604.74	770,194.77	3,140,236.57
	3,615,909.34	183,608.20	4,829,717.72	44,569.22
	92,234.32			

1

720

5

2

--	--	--	--	--

2

3

" 7 "

1

			20,000	39.92%	40.54%

Digital China Holdings Limited

2

" 1. 1 "

3

"? \ Á ?b0N æ•TB2Yp#™•/80q L ° "ö# à>€f à "ö,à`™•#	

		5,846.90			
		3,207,547.17			

50,000,000.00

/

	/	20,257,223.59	23,534,524.41
		2,096,551.17	
	/	1,748,398.20	1,619,632.17
		1,142,631.58	864,048.68
		775,384.28	
	/	426,859.71	919,814.96
	/	273,951.26	371,403.34
		191,894.60	283,102.65
	/		3,964,428.46

2

						1,507,308.86	1,585,673.12	115,050.91	186,841.21	261,474.81	
		3,194.29	17,493.09			575,631.29	675,115.37	82,032.44	64,498.17	258,048.17	100

4

2013 10 28

" " 6 1981387 1958296 1958736

1958790 1956439 1964768

" " "+" " 3030645 2014 9

6 2014 9 7 2034 9 6

5

		9,169,302.58	50,000,000.00		
		2,005,622.60			11,568,253.47
		1,249,669.63			1,179,718.74
		227,349.58			262,368.43
		150,141.00			213,861.50
		235,849.06			
Charter Base Development Limited		117,597.65	15,000,000.00		115,939.29
		35,293.36			41,200.00
		33,028.02			35,548.87
Instant Technology Supply Chain HongKong Limited		2,801.97			2,819.59
		6,078,042.44			2,022,580.45
		4,754.72			87,277.12
		-			15,596.42
		19,309,452.61			

6

1

		5,670,000.00	5,670,000.00	5,670,000.00	5,670,000.00
		5,016,726.87	5,016,726.87	5,016,726.87	5,016,726.87
		4,218,357.40	3,738,190.18	4,218,357.40	3,290,034.11
		1,787,358.28			

		24,229.20		24,229.20	
		18,776.38		10,500.00	
				527,136.35	
				98,880.00	

		13,886,194.37	36,265,269.18
		2,106,131.00	5,259,858.85
		535,718.00	56,694.00
		381,440.80	6,833,147.80
		6,607.00	
			2,363,121.60

256

28 40 13.64 /

40 52

2024 3 27

2023

7.50

1,854.00

1,861.50

1,861.50

2024 4 10

2025 3 27

2023

1,854

1,854

2025

2023 12 2024 1

33,363.15 4,263.15 37,626.30

37,626.30

3,649.75

50.00

41,326.05

2025 6 30

2025 6 30

1

1

1	1	44,043,204.58	36,192,451.24
1	2	43,713,276.18	39,676,516.69
2	3	5,530,615.82	153,664.71
3		500,782.00	500,782.00
5		500,782.00	500,782.00
		93,787,878.58	76,523,414.64

2

	93,787,878.58	100.00%	712,462.00	0.76%	93,075,416.58	76,523,414.64	100.00%	737,314.86	0.96%	75,786,099.78
II	93,787,878.58	100.00%	712,462.00	0.76%	93,075,416.58	76,523,414.64	100.00%	737,314.86	0.96%	75,786,099.78

II

		93,075,416.58	

3

	737,314.86	-24,852.86				712,462.00

4

R	42,198,115.63		42,198,115.63	44.99%	

2

1

	220,067,800.00	220,067,800.00

--	--	--	--	--

3

	2,915,435,941.92					

	85,588.14						85,588.14	
	348,575.03						348,575.03	
Digital China Information Technology Co. Limited	188,694.80						188,694.80	
	239,544.32						239,544.32	

2025

		1,285,663.80										1,285,663.80
	3,108,065.70	1,285,663.80			-242,088.84							

	-194,201.49	
	3,391,588.63	
	6,959,720.03	
	4,391,418.23	
	-11,854,694.42	
	23.91	
	1,851,119.59	
	842,687.48	--

1 --

2

		/	/
	-1.72%	-0.1003	-0.1003
	-1.74%	-0.1012	-0.1012

3

1

2

3

2025 04 01					2024	http://static.cninfo.com.cn/finalpage/2025-04-01/1222984229.PDF

		567			567		
		13.06			13.06		

4.57

	9	2024	2024 12 20	2025 1
			2025	
			http://www.cninfo.com.cn	

2025 8 26