

2020

2020 04

)

(

	2,123,304,206.17	2,164,640,060.19	-1.91%
	29,464,993.65	34,135,746.97	-13.68%
	23,671,543.79	32,361,194.40	-26.85%
	-602,150,915.20	-551,439,746.68	-9.20%
/	0.0304	0.0354	-14.12%
/	0.0301	0.0354	-14.97%
	0.56%	0.70%	-0.14%

		49,708,280		49,708,280
		44,068,965		44,068,965
		13,148,865		13,148,865
	Infinity I-China Investments(Israel),L.P.	13,130,434		13,130,434
		11,764,093		11,764,093
	2	8,219,522		8,219,522
		7,023,157		7,023,157
	2	6,092,600		6,092,600
		36	-	
10	1	8,219,522		4,157,585
		4,061,937		
	2	6,092,600		3,067,300
		3,025,300		
10	10			

569,118,677.16	1,448,892,189.10	-60.72%	1
7,322,217.88	41,291,473.89	-82.27%	2
1,121,822,456.85	1,793,740,641.70	-37.46%	3
8,248,968.22	45,457,123.85	-81.85%	4
572,985,109.59	952,479,511.83	-39.84%	5
306,273,846.38	691,631,714.41	-55.72%	6
471,267,458.98	815,978,147.79	-42.25%	7
0	45,059,375.00	-100.00%	8

1
2
3
4
5
6
7
8

60.72%
82.27%
6%
81.85%
39.84%
55.72%
42.25%
100%

4,785,052.04	11,333,089.55		
37,075,841.80	71,068,524.51	-47.83%	10
10,150,283.00	29,730,652.22	-65.86%	11

	12,173,268.66	4,412,124.96	175.90%	14
	-5,420,667.86	5,095,372.61	-206.38%	15
	1,360,502.98	3,945,443.18	-65.52%	16
	74,586,262.92	102,116,537.16	-26.96%	17

9	57.78%
10	47.83%
11	65.86%
12	229.82%
13	75.82%
14	175.90%
15	206.38%
16	65.52%
17	26.96%

	220,135,915.61	-4,225,027.41	5310.28%	18
	-434,854,580.27	-54,225,494.33	-701.94%	19

18	5,310.28%
19	701.94%

300378	Digital China Software BVI Limited	2019 11 28	5%
	2%	2020 3 20	5%
	1,461,700		0.553%
	5%		2019-11132
		2020-03009	5%
	2019 12 3	2019 12 23	2019
	2019 12 4	2019 12 23	
	2019-109	2019	2019-119

	2020 01 10	http://www.cninfo.com.cn
	2020 01 15	http://www.cninfo.com.cn
2019	2020 01 17	http://www.cninfo.com.cn
	2020 01 22	http://www.cninfo.com.cn
5%	2020 02 04	

		107,670	33,210	0
		25,000	25,000	

2020 14	1		http://www.cninfo.com.cn/new/disclosure/detail?plate=szse&orgId=gssz0000555&stockCode=000555&announcementId=1207251395&announcementTime=2020-01-15 10:14
2020 16	1		http://www.cninfo.com.cn/new/disclosure/detail?plate=szse&orgId=gssz0000555&stockCode=000555&announcementId=1207256470&announcementTime=2020-01-16 15:26
2020 16	1		http://www.cninfo.com.cn/new/disclosure/detail?plate=szse&orgId=gssz0000555&stockCode=000555&announcementId=1207256471&announcementTime=2020-01-16 15:27
2020 17	1		http://www.cninfo.com.cn/new/disclosure/detail?plate=szse&orgId=gssz0000555&stockCode=000555&announcementId=1207262018&announcementTime=2020-01-17 14:02
2020 7	2		http://www.cninfo.com.cn/new/disclosure/detail?plate=szse&orgId=gssz0000555&stockCode=000555&announcementId=1207299372&announcementTime=2020-02-10 09:59

1

	2020 3 31	2019 12 31
	569,118,677.16	1,448,892,189.10
	579,239,629.33	796,579,126.35
	7,322,217.88	41,291,473.89
	2,754,720,438.02	3,304,302,973.61
	153,013,220.53	132,064,994.88
	118,300,109.24	120,149,088.66
	1,121,822,456.85	1,888,738,998.44
	1,226,793,774.64	

	8,248,968.22	45,457,123.85
	6,538,579,491.87	7,777,475,968.78
	468,890,570.02	477,177,638.66
	109,436,103.00	113,274,212.00
	13,908,765.00	14,001,627.67
	479,175,704.28	490,712,621.32
	104,119,059.51	107,253,813.87
	37,248,803.03	41,971,906.35
	1,603,805,544.73	1,603,805,544.73
	14,810,025.24	16,604,234.36
	120,397,735.99	113,224,462.03
	2,951,792,310.80	2,978,026,060.99
	9,490,371,802.67	10,755,502,029.77
	572,985,109.59	952,479,511.83

	306,273,846.38	691,631,714.41
	1,995,262,136.60	2,039,020,530.75
		844,954,400.03
	471,267,458.98	
	381,732,542.28	408,387,553.32
	124,361,483.63	141,067,817.29
	195,595,430.30	228,863,269.22
		45,059,375.00
	4,047,478,007.76	5,351,464,171.85
	6,195,238.00	6,195,238.00
	25,503,271.29	25,775,271.29
	25,897,497.73	27,407,105.90

	23,036,996.47	22,336,189.11
	80,633,003.49	81,713,804.30

		24,102,783.00
	36,339,646.09	12,794,714.50
	2,530,493.38	7,920,636.67
	112,427,976.58	87,101,016.58

	21,381,871.13	21,381,871.13
	174,129,813.36	210,985,185.50
	970,381,273.00	970,381,273.00
	2,154,496,361.00	2,145,529,525.00
	44,097,750.00	44,097,750.00
	-25,065,529.32	-21,227,420.32
	27,977,512.45	27,977,512.43

1.	" "	23,544,567.08	31,198,151.91
2.	" "		
1.		29,464,993.65	34,135,746.97
2.		-5,920,426.57	-2,937,595.06
		-3,971,320.82	9,673,645.90
		-3,971,320.82	9,673,645.90
		-3,838,109.00	8,503,265.84
1.			
2.			
3.		-3,838,109.00	8,503,265.84
4.			
5.			
		-133,211.82	1,170,380.06
1.			
2.			
3.			
4.			
5.			
6.		-133,211.82	1,170,380.06
7.			
		19,573,246.26	40,871,797.81
		25,493,672.83	43,809,392.87
		-5,920,426.57	-2,937,595.06
		0.0304	0.0354
		0.0301	0.0354





4

	100,800,231.40	22,160,814.61
	66,762,302.89	20,808,754.47
	420,015.26	357,509.03
	94,656.34	47,486.53
	5,294,810.05	4,908,389.86
	13,760.99	297,471.88
	-73,465.76	10,375.90
	-66.33	272,501.93
	79,524.92	80,489.63
		260,000.00
" "	-299,452.69	-54,331.58
	-72,574.38	-54,331.58
" -"		
" "		
" "	-1,298,398.69	-1,475,670.12
" -"	-532,542.01	-1,870,267.70
" -"	-4,420,229.08	-36,534.42
" -"		
" "	21,737,529.16	-7,445,976.88
	0.33	50.86
	373.77	1,365.49
" "	21,737,155.72	-7,447,291.51
" "	21,737,155.72	-7,447,291.51
" "	21,737,155.72	-7,447,291.51
" "		

	-3,838,109.00	8,503,265.84
	-3,838,109.00	8,503,265.84
1.		
2.		
3.	-3,838,109.00	8,503,265.84
4.		
5.		
1.		
2.		
3.		
4.		
5.		
6.		

	3,116,258.19	1,733,062.33
	79,700,389.63	14,216,802.84
	1,460,760,614.28	

		49,500,000.00
	1,818,100,000.00	4,129,700,000.00
	1,819,845,328.28	4,183,715,593.19
	220,135,915.61	-4,225,027.41



	16,604,234.36	16,604,234.36	0.00
	113,224,462.03	113,413,197.84	188,735.81
	2,978,026,060.99	2,978,214,796.80	188,735.81
	10,755,502,029.77	10,746,265,249.57	-9,236,780.20

	102,972,264.46	103,262,771.75	290,507.29
	5,322,324,053.62	5,333,720,709.16	11,396,655.54
	10,755,502,029.77	10,746,265,249.57	-9,236,780.20

2017

14 — ([2017]22)

2020 01 01

	2019 12 31	2020 01 01	
--	------------	------------	--

[REDACTED]

[REDACTED]

	33,657,469.91	33,657,469.91	0.00

2020 4 13