



2017

2018 03

)

(

2017

.....	2
.....	6
.....	11
.....	13
.....	29
.....	78
.....	86
.....	87
.....	98
.....	105
.....	106
.....	215

	http://www.cninfo.com.cn
	10 18

	91440300726198124D
	1
	2 2001 2 16 TEC5200 (
)
	3 2001 4 27 TEC5200 (
)
	4 2001 5 28 TEC5200

			20,520,227		431,214,014
		451,734,241			43.12%
	7	2015	1	13	
			7,171,717		458,905,958
				42.44%	
	8	2015	9	16	
		2015		2015	
		458,905,958		917,811,916	
		42.44%			
	9	2016	12	29	
			45,619,357		917,811,916
		963,431,273			40.43%

			8	A 9

			33	2016 11 22 2017
	B	15		12 31

	2017	2016		2015
	8,187,056,661.83	8,014,312,755.85	2.16%	6,712,855,773.20
	302,642,281.64	241,990,602.43	25.06%	350,620,327.31

/	0.3141	0.2637	19.11%	0.3820
	6.38%	7.23%	-0.85%	11.34%
	2017	2016		2015
	10,719,793,873.77	9,498,234,489.39	12.86%	7,371,660,930.73
	4,889,829,863.30	4,601,658,325.77	6.26%	3,249,319,003.38

1

2

	1,611,345,761.88	2,073,235,400.24	1,771,851,868.67	2,730,623,631.04
	18,490,027.42	73,421,020.91	37,733,352.95	172,997,880.36
	14,550,372.25	65,915,521.69	33,530,858.23	150,162,122.17
	-559,223,021.40	-530,721,672.29	277,486,286.53	1,156,101,812.71

	2017	2016	2015	
	-1,718,086.22	-2,929,856.23	-7,428,287.96	
	34,638,549.07	24,847,190.83	25,987,319.34	

	9,767,753.57	2,283,976.79		
			3,524,517.48	
			6,756.52	
	3,265,678.06	-17,358,334.86	11,860,810.48	
			-5,315.78	
	4,430,037.65	3,250,919.54	3,498,230.43	
	3,040,449.53	4,884,960.27	6,271,118.54	
	38,483,407.30	-1,292,903.28	24,176,451.11	--

1 —

1 —

1 —

IT

1

IT

2017

"IT+"

2

"2017

" "2017

"

--ITSS

"2017

"

2017

"

"

Fintech

Sm@rtGalaxy

"2017 IDC

TOP25 "

3

" "+"

Fintech

2017 IT+ 81.87
 2.16% 20.79% 1.26 3.03
 25.06%

1

IT Fintech IT
 11 8 3
 18
 2 0 . 3 5

	8,187,056,661.83	100.00%	8,014,312,755.85	100.00%	2.16%
	2,620,891,421.99	32.01%	2,253,395,754.72	28.12%	16.31%
	239,955,432.51	2.93%	286,994,457.32	3.58%	-16.39%
	891,520,258.83	10.89%	913,836,017.08	11.40%	-2.44%
	311,143,389.64	3.80%	391,587,011.70		

6

29

100%

7

8

	1,564,658,064.36
	19.11%
	0.00%

5

1		365,663,879.07	4.47%
2		322,013,090.35	3.93%
3		311,440,755.04	3.80%
4		288,889,146.23	3.53%
		276,651,193.67	3.38%
		1,564,658,064.36	19.11%

2		313,166,753.59	5.10%
3		232,952,183.65	3.80%
4		204,305,564.02	3.33%
5		191,341,891.74	3.12%
	--	1,951,298,102.95	31.80%

3

	2017	2016		
--	------	------	--	--

5

	2017	2016	
	8,985,390,008.02	9,164,214,820.59	-1.95%
	8,641,746,602.47	8,600,002,384.72	0.49%
	343,643,405.55	564,212,435.87	-39.09%
	12,183,683,047.89	4,379,689,604.86	178.19%
	12,554,873,690.37	5,401,723,232.23	132.42%
	-371,190,642.48	-1,022,033,627.37	63.68%
	2,066,309,094.69	2,805,547,808.48	-26.35%
	2,003,208,017.26	2,497,582,398.36	-19.79%
	63,101,077.43	307,965,410.12	-79.51%
	33,441,220.43	-137,004,851.10	-124.41%

1

	2017	2016		

1

44,603,283.17	1,283,587,027.50	-96.53%

2

			780,000,000.00	100.00%	-	-				0.00	0.00		2017 12 01	http://www.cninfo.com.cn
	--	--	780,000,000.00	--	--	--	--	--	--	0.00	0.00	--	--	--

2018 3 15

2018-028

3

4

1

2

5

1

--	--	--	--	--	--	--	--	--	--	--

*2		2,580	2,580		2,924.99	113.37%				
		2,500	2,500							

	2017 9 19	2,643	12	2,643
	2018 3 16	2,643		
	*1			
	*2			

3

1

2

10%

			800,000,000.00	4,466,571,541.21	1,182,452,893.57	4,422,684,600.84	143,582,116.68	119,933,717.50

00.00

2018

CT

ICT

2018

IT

2018 3 20

"IaaS+SaaS+FaaS"

2018

“ ” “ ”

“ ”

2018

Pipeline

2017

2

GB/T19001-2000 idt ISO9000 CMMI

ITIL PMBOK

3

1

2017	01	09	http://www.cninfo.com.cn/finalpage/2017-01-12/1203012026.PDF
2017	01	12	http://www.cninfo.com.cn/finalpage/2017-01-18/1203025413.PDF
2017	03	30	http://www.cninfo.com.cn/finalpage/2017-04-01/1203248637.PDF
2017	04	27	http://www.cninfo.com.cn/finalpage/2017-05-03/1203474556.PDF
2017	08	30	http://www.cninfo.com.cn/finalpage/2017-09-04/1203930854

1 2017 4 25 2016 <2016 >
 963,431,273 10 0.26 2017 5 15 2016
 2017 5 22 2017 5 23

2

3

1 2017 963,431,273 10 0.32
 2017
 2 2016 963,431,273 10 0.26
 2017 5 23 2017

2017	30,829,800.74	302,642,281.64	10.19%	0.00	0.00%
2016	25,049,213.09	241,990,602.43	10.35%	0.00	0.00%
2015	36,712,476.64	350,620,327.31	10.47%	0.00	0.00%

1



						2015 12 31 XYZH/2016BJA10126 29 (2016) 128 2015 12 31 306,400.00 2,753.44 2015 12 31 306,400.00 2,753.44 301,513.50 2015 12 31 2014 2015 2013
				2013 12 30		

2017

10

0.60

2015 6

2014 2,753.44

6,966.05

39.53% 3 2015

458,905,958

10 10

2015

2015 9 22 4 2015

917,811,916

10

0.40

3,671.25

2015 5

2015 3,671.25

13,513.18

27.17% 5 2016

963,431,273

10

0.26

2017 5

23

6 2017

963,431,273

10

0.32 ()

2017

10%

30% 2

2012 6 29


2012

-2014

3

2013 12

30



ATM

--	--	--	--	--	--	--	--

1


12

2015

2017

				2014	2015	2016
			5			
			2014 11 29			


			2			
				2014 12 25		



1

2

			5				
				1			
					2		
						3	
			4			2016 06	



--	--	--	--	--	--	--	--	--	--

1

2

2014


3



4

()

5



2

--	--	--	--	--	--	--	--

- 2017 01 2017 12
01

100% 30

	142

						2,113.13	0.34%	3,500				2017 03 30	http://www.cninfo.com.cn
--	--	--	--	--	--	----------	-------	-------	--	--	--	---------------	---

4

5

1

1

2

3

2

1

2017 09

28

2016 12 2017
30 9,000

2017 04	5,000	2017 09 01	2,020	1
26				

		521,260	0	0
		5,000	0	0
		185,000	0	0
		1,303,665	49,500	0

			10,000		2017 25	01 26			4.13%	67.85	67.85					
			10,000		2017 24	01 23			4.20%	34.52	34.52					
			10,000		2017 24	05 31			3.31%	6.34	6.34					
			10,000		2017 27	06 29			3.87%	2.12	2.12					

			16,000		2017 01 12	2017 01 23			3.98%	19.21	19.21						
			10,000		2017 01 13	2017 01 23			3.45%	9.45	9.45						
			10,000		2017 03 03	2017 03 30			3.65%	27.03	27.03						

10,000 2017 07
04

10,000	2017	03	2017	03	7.34%	2.01	2.01	█
	29		30					

10,000	2017	12 2017	12	12.63%	3.46	3.46	█
	27	28					

4

			2016 03 18	6,104.46									2015 12 26	http //www.cninfo.com

2016 12
15 9,938.87

1

2017 41,329

+

“ ” “ ”

“ ”

ú °|Á»,... „Ù»,... ,5 dΓ°w„`²EB`°|Á»ÓÁ5„-@

	2016 7 19		2016			
96.03%						
	2016 5 25	7 8	8 9			
				1,325,300	1,267,900	37,400
2.57%						
2016 11 3						
		2016 2517	2016 11 22			96.03%
	2016 12 29					
45,619,357		917,811,916	963,431,273			
100,905,900		98.60%				
2017 1 18						
		0.166113%	0.166113%	0.006645%		
	98.94%		2017 1 19			http://www.cninfo.com.cn
	2017 12 18					
		0.91753%	0.002345%	0.041528%		
99.90%						
	2015 12 14		2015	2016 1 6	2016	
						2016 9 8

2017 11 30

2017

2017 12 28

2017

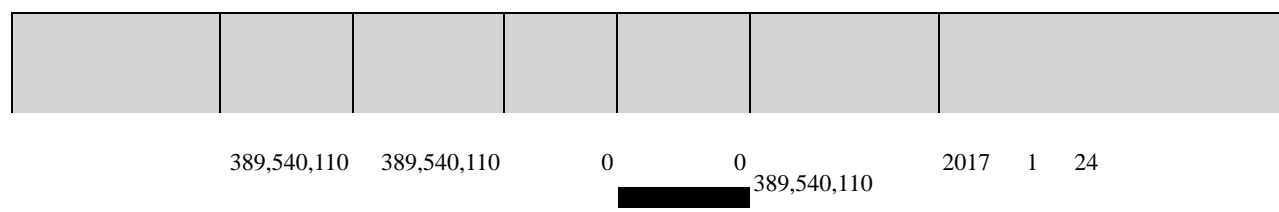


1

	705,358,111	73.21%	0	0	0	-631,425,530	-631,425,530	73,932,581	7.67%
1	0	0.00%	0						

1	2017	1	24	2013	628,216,166	389,540,110
	119,021,176		18,716,834		5,608,662	52,956,504
	2017	1	20		www.cninfo.com.cn	2013
2	2017	10	17	2014	3,209,364	1,214,798
1,108,092		886,474		2017	10	13
	2014					www.cninfo.com.cn

2



	9,972,832	1,108,092	0	8,864,740	11,080,924	2016 4 25 1,108,092 2017 10 17 1,108,092 2018 3 31 8,864,740
	8,527,926	0	0	8,527,926	8,527,926	2019 12 28 8,527,926
	7,735,638	0	0	7,735,638	7,735,638	2019

	705,358,111	631,425,530	0	73,932,581	--	--
--	-------------	-------------	---	------------	----	----

1

2

(1)

	705,358,111	73.21%	-631,425,530	73,932,581	7.67%
	258,073,162	26.79%	631,425,530	889,498,692	92.33%
	963,431,273	100%	0	963,431,273	100%

2

	7,587,076,164.88	70.78%	6,411,924,482.15	67.51%
	3,132,717,708.89	29.22%	3,086,310,007.24	32.49%
	10,719,793,873.77	100.00%	9,498,234,489.39	100.00%
	5,650,894,433.86	98.04%	4,758,754,778.84	98.71%
	113,197,202.51	1.96%	62,301,563.80	1.29%
	5,764,091,636.37	100.00%	4,821,056,342.64	100.00%
	4,955,702,237.40			

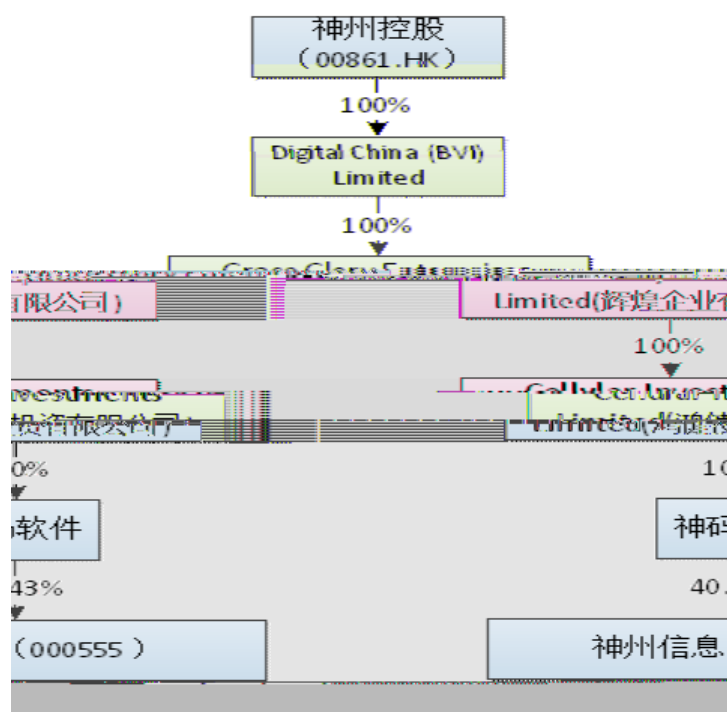
1

	59,911		57,806		0		0
		5%	10				

	87,866,423		87,866,423
	49,708,280		49,708,280
InfinityI-ChinaInvestments(Israel),L.P.	18,716,834		18,716,834
	3,320,100		3,320,100

10%

	/			
		2016 08 22	91440101MA59EFAJ00	
		1999 07 08	914401017163404737	
Dragon City International Investment				
	1	2017		
	2	Dragon City International Investment		



4 **10%**

	/			
		2011 05 18	32,951.97	

5

				45	2017	03	2019	01					
					28		05		0	0	0	0	0
					2017	03	2019						

			2017 03 28	
			2017 03 28	
			2017 03 28	
			2017 06 16	
			2017 07 31	
			2018 01 18	
			2018 01 18	
			2018 03 27	
			2018 03 27	
			2018 03 27	

55
 2011 4
 2012 7 2015 7
 2008 7
 50 1988
 2008 4 2011 3
 CEO 2008 7
 2007 4 2011 3
 2011 4 2014 4
 2016 3
 2005
 2011 4
 2014 1
 47 1993 6
 2007 6
 2007 9 2013 11
 2013 12
 2016 12
 52
 2008 7
 2011 9
 2002
 1991 7
 2008 5

60 2001 7 2014 4
2004 1 2012 2 2011 9 2013 12
2012 3
2015 9 2014 5
50 2003 8 2014 10 2006 2
2014 4 () 2014 8 2017 12 CEO 2014
8 2016 5 2015 4
52 1986 1992
2000 2014 7 2001 2012
2012 2016 1
45 1995 2009
2000 2016 3 2017 12 2018 1 19
2018 3 14
42 2001 3 2008 4 2014 3
2014 4 2015 5 2015
6 12 2016 1 2016 6
2016 7 2015 9
41 1998 7 2004 7
2009 6 2011 9 2012 3 2014 4
2014 5 2015 12 2016 1 2016 5
2016 6 2016 10 2016 11 12
2017 1 2015 9
55 1986 2008 2010
2010 2015 2016
SBU 2011 9
52 1988 7 2003 2 2010 3
SBU 2010 4 2016 12 SBU
2016 3 2017 3 2017 3 -2018 3
2018 3
43 1995 7 1998 3
2008 1 2015 1
2016 8 2016 8

2018 3
47 1988 9 1992 7 1992 9 1995 2
2011 1 2016 12 SBU 2017
1 2017 12 2018 3



			2013 09 11		
			2013 09 11		
			2013 10 15		
			2016 04 26		
			2016 03 03		

--	--	--	--	--	--

CEO

2014

1,721.42

			55		0	
			50		0	
			47		0	
			52		9.6	

			47		75.32	
			53		79.04	
					1,721.42	

1

		64
		9,878
		9,942

2

“ ”

3

“ IT ”

2017

55

1311

20

1011

“ ”

1

2

9

4

3

3

1

4

5

6

[2003]56

7

1

2

3

4

5

1



1

2

	2018 03 29	
	www.cninfo.com.cn	
		90.00%
		90.00%
	1)	
	2)	
	3)	
	4)	
	5)	
	6)	
	7)	
	8)	

		0

“ ” 2017 12 31 XYZH/2018BJA10315 12 31	2017
	2018 03 29
	www.cninfo.com.cn



巨潮资讯

www.cninfo.com.cn

中国证监会指定信息披露网站

	2018 03 27
	XYZH/2018BJA1

2017 12 31
318,866.28 29.75%

()

()

1

2017 12 31

	1,780,637,091.58	1,747,989,666.20



	1,774,564,439.84	1,369,543,692.42
	1,189,799,121.62	928,356,032.68
	327,197,862.17	312,013,361.19
	163,095,727.61	312,439,512.35
	2,964,537.62	3,809,498.43
	128,208,946.73	94,425,100.84
	20,000,000.00	
		200,000,000.00
	5,650,894,433.86	4,758,754,778.84
	65,000,000.00	
	3,200,000.00	
		18,120,000.00
	36,424,716.53	34,493,313.37
	8,572,485.98	9,688,250.43

	113,197,202.51	62,301,563.80
	5,764,091,636.37	

	27,313,962.22	1,054,016.55
	23,906.00	200,836,730.50
	146,638,622.36	25,842,473.25
	107,225,682.11	231,475,653.71
	587,955,849.57	901,715,736.60
	71,812,197.32	50,521,130.36

	39,500,000.00	5,000,000.00
	59,686,718.71	

	32,375,766.83	37,146,412.18
	528,853,776.92	525,853,638.07
	722,204,101.22	593,994,039.76
	56,752,708.82	64,919,357.78
	81,077,965.44	61,559,133.22
“ ”		
“ ”	44,808,889.13	25,796,888.30

	21,002,370.16	2,891,421.18
“ ”		
“ ”	65,725,696.28	61,209,634.41
	-4,791,269.10	-6,224,846.81
“ ”		
	35,720.49	
“ ”	31,107,489.25	44,520,074.34
	1,447,898.22	55,893.66
	-3,097,707.83	18,125,820.06
“ ”	35,653,095.30	26,450,147.94
	-5,387,181.71	-632,820.10
“ ”	41,040,277.01	27,082,968.04
“ ”	41,040,277.01	27,082,968.04
“ ”		

5

	8,884,779,612.65	9,127,928,471.61
	20,490,067.68	13,038,737.84
	80,120,327.69	23,247,611.14
	8,985,390,008.02	9,164,214,820.59
	6,352,799,904.33	6,750,585,935.45

	2,003,208,017.26	2,497,582,398.36
	63,101,077.43	307,965,410.12
	-2,112,620.07	12,850,930.28
	33,441,220.43	-137,004,851.10
	1,742,931,594.71	1,879,936,445.81
	1,776,372,815.14	1,742,931,594.71

6


	466,240,539.00	744,847,808.91
	215,497,339.52	2,935,456.47
	681,737,878.52	747,783,265.38
	498,144,861.92	632,821,607.34
	20,903,568.58	23,422,834.45
	3,701,790.66	34,025,191.82
	30,166,650.25	35,627,623.88

	110,085.00	656,080.41
	238,031,797.05	51,080,000.00
		450,364,476.03
	3,303,410,993.00	2,423,332,218.30
	3,541,552,875.05	2,925,432,774.74
	-56,715,983.63	-850,968,212.67
		560,192,640.86
	60,825,173.97	52,769,850.83
		200,000,000.00
	60,825,173.97	812,962,491.69
	226,325,173.97	53,069,850.83
	32,604,049.36	38,214,960.70
	258,929,223.33	91,284,811.53
	-198,104,049.36	721,677,680.16
	-125,999,025.88	

7

	963,431,273.00				2,220,063,163.82		65,037,690.35		23,105,052.91		1,330,021,145.69	75,519,820.98	4,677,178,146.75

4					-10,193,344.25							-5,409,938.92	-15,603,283.17
									4,104,027.70		-29,153,240.79	-33,480,000.00	-58,529,213.09
1									4,104,027.70				



8

	963,431,273.00				2,098,326,126.73				23,105,052.91	122,793,996.81	3,207,656,449.45

1									4,104,027.70	-4,104,027.70	
2											

3											

1.

“

” 1993 72

1993 174

1993 100

7,438.88

1994 4 8

1994 7

32,412,428

43.57%

	3,241.24	43.57%
	2,197.64	29.54%
	2,000.00	26.89%
	200.00	2.69%

3	2002		
2002	8		
		1,983.37	24.24%
4	2004		
2004	8		608.37
			7.44%
5	2004		
2004	11	9	
6	2006		
2006	4	12	1,375
		400	400
400		175	
7	2006		
2006	5	26	2006

319,399,894

1

23,092,959

24.95 / 2016 11 22

23,092,959.00

940,904,875.00

XYZH/2016BJA10717

[2016]2517

22,526,398

575,999,996.86

25.57

2

1

2

1 1 12 31

3

1 1 12 31

4

5

6

“

”

7

,

8

3

9

1

2

3

()

2

1

2

3

1

2

11**1**

	500

2

I	100	180 720
II		II

1

i. I

60

180

720

100

II

ii. II

	0%



20%

20%

50%

14

1

16

1

3

17

1

2

1

3

4

5

6

7

20

1 (1)

21

1

2

3

22

23

24

(1)

”

2

26

/

()

28

1

1

2

“ ”

3

1

2

2

1

2

3

29

1

/

2

3

4

16 -

16 -

2**1**

	(17% 11% 6% 2%

DIGITAL CHINA SOFTWARE (BVI) LTD.		DIGITAL CHINA	
ADVANCED SYSTEMS LIMITED			
		2008 12	2011
9	2014 10	2017 10	
		15%	
2017	15%		
		2010 9	, 2013 11
2016 12			
	15%	2017	15%
		2013 11	2016 12
			15%
	2017	15%	
		2015 11	
		15%	
	No.JSZR 2016-I-23	2016 -2017	2012
27	2016 49		10%
	2017	10%	
			(2015 34)
		20 (20)	2016 1 1 2017 12
31	50%	20%	2017 20%
			(
	2017 43)		50 (50)
2017 1 1	2019 12 31	50%	20%
			2017
			20%
		2017 8	
		15%	
2017	15%		
			2017 12
			15%
	2017	15%	

2

[2011]4

2011

17%

3%

1



		2,076,400.10	
		3,149,000.00	

3

1

[REDACTED]

A	13,684,926.60	13,684,926.60	100.00
B	5,483,999.99	5,483,999.99	100.00
C	4,800,000.00	4,800,000.00	100.00
D	3,962,977.35	3,962,977.35	100.00
E	3,660,880.00	3,660,880.00	100.00
	19,052,173.30	19,052,173.30	100.00
	50,644,957.24	50,644,957.24	100.00

			%
F	8,000,000.00	8,000,000.00	100.00

			%
	20,864,493.25		

			%
	12,816,093.25		

2

34,651,902.81

446,339.88

4,892,632.41

3

Å 9 é %oDw0,€Ñ @ kAÑ •CV ö 7H sp416 Td -2(892,)-2(632)7

1	100,749,818.19	93.04%	125,541,237.92	97.29%
1 2	7,428,988.56	6.86%	3,377,889.00	2.62%
2 3				

3

		38,876,998.00	3	22.23%	38,876,998.00
		8,021,667.42	1	4.59%	
		6,096,566.10	1 1-2	3.49%	
		5,688,000.00	2-3 3	3.25%	
		3,087,412.94	1-2	1.77%	
	--	61,770,644.46	--	35.33%	38,876,998.00

7

1

	832,314,765.52		832,314,765.52	679,560,054.42		679,560,054.42
	881,845,873.52	57,946,486.18	823,899,387.34	487,407,172.69	18,746,061.86	468,661,110.83
	128,252,017.25		128,252,017.25	177,631,452.74		177,631,452.74
	1,842,412,656.29	57,946,486.18	1,784,466,170.11	1,344,598,679.85	18,746,061.86	1,325,852,617.99

4 —

2


	18,746,061.86	46,426,062.63		7,225,638.31		57,946,486.18
	18,746,061.86	46,426,062.63		7,225,638.31		57,946,486.18

8

9

1

2..22 3.6 ref3 5



	353,291,884.67		
		4,000,000.00	
	359,988,458.66	4,000,000.00	0.00

-1,994,390.62	4,241,011.28	4,672,763.90		361,729,352.46	
				3,901,507.54	

1		16,173,587.16	767,370.92	16,437,987.61	33,378,945.69
4.	16,157,334.82	70,438,458.14	3,864,749.70	109,158,602.23	199,619,144.89
1.					
2.					
1					
3.					
1					
4.					
1.	428,211,526.23	143,281,477.42	1,059,094.71	56,442,785.96	628,994,884.32
2.	438,247,698.36	39,900,008.18	1,920,094.42	56,437,262.44	536,505,063.40

12

2016	GSM			114,936,432.17	114,936,432.17
				114,936,432.17	114,936,432.17

13

--	--	--

3.					
4.	154,648,017.58	9,520,403.73	700,000.00	30,642,364.41	195,510,785.72
1.	21,960,071.81		315,000.21	484,677.13	27,012,913.83
2.	26,704,735.07		37,916.46		

15

	193,671,128.85			193,671,128.85

2

--	--	--

	1,774,564,439.84	1,369,543,692.42
	1,774,564,439.84	1,369,543,692.42

2**1**

955.56 700.3 1

23

1

	307,718,820.02	1,344,387,918.08	1,329,536,093.30	322,570,644.80
-	4,294,541.17	135,607,492.96	135,274,816.76	4,627,217.37
		6,809,286.43	6,809,286.43	
	312,013,361.19	1,486,804,697.47	1,471,620,196.49	327,197,862.17

2

1	263,045,671.16	1,160,636,652.06	1,124,247,569.12	299,434,754.10
2	2,311,200.00	35,131,491.92	37,442,691.92	
3	2,422,681.27	68,022,107.77	67,877,652.34	2,567,136.70

24

						/
Deeplan		6,230,000.00	73,571.39		6,156,428.61	
Deeplan		1,770,000.00	696,575.56		1,073,424.44	

6,600,000.00

1,544,365.81

						/
		1,500,000.00	1,338,913.56		161,086.44	
	377,594.39		256,239.62		121,354.77	
		431,434.10	337,080.00		94,354.10	
	57,390.74		10,000.00		47,390.74	

36

	23,105,052.91	4,104,027.70		27,209,080.61
	23,105,052.91	4,104,027.70		27,209,080.61

37

		1,330,021,145.69	1,127,451,316.70
		1,330,021,145.69	1,127,451,316.70
		302,642,281.64	241,990,602.43
		4,104,027.70	2,708,296.80
		25,049,213.09	36,712,476.64
		1,603,510,186.54	1,330,021,145.69

- 1) 0.00
- 2) 0.00
- 3) 0.00
- 4) 0.00
- 5) 0.00

38

	8,186,506,017.68	6,484,785,957.30	8,014,312,755.85	6,448,551,352.56
	550,644.15			
	8,187,056,661.83	6,484,785,957.30	8,014,312,755.85	6,448,551,352.56

39

	13,784,262.69	18,408,219.45
	6,184,776.94	7,955,962.68
	2,921,715.41	1,142,810.84
	109,770.97	57,272.99
	5,232,246.53	4,288,193.33
	4,123,184.55	5,291,058.40
	19,809.74	2,894.49
	32,375,766.83	37,146,412.18

40

41

	312,359,006.93	264,326,216.58
	231,162,988.42	154,432,982.08
	29,781,627.78	16,323,316.96
	29,194,797.04	15,070,924.64
	23,593,020.10	21,530,576.26
	20,862,772.31	21,449,614.13
	19,015,354.13	19,826,296.53
	17,738,033.50	9,406,940.63
	17,263,126.66	14,955,074.15
	1,914,580.56	9,769,843.60
	19,318,793.79	46,902,254.20
	722,204,101.22	593,994,039.76

42

	83,259,578.88	56,720,419.22
	12,966,759.12	7,064,391.65
	18,841,405.54	-9,093,861.17
	4,651,601.16	5,484,325.94
	649,693.44	685,143.10
	56,752,708.82	64,919,357.78

	46,426,062.63	8,199,115.61
	81,077,965.44	61,559,133.22

44

	10,780,297.77	4,849,990.25
	1,867,484.51	3,929,485.67
	32,161,106.85	17,017,412.38
	44,808,889.13	25,796,888.30

45

	20,490,067.68	
	6,681,066.00	
	2,602,062.85	
	2,500,000.00	

Deeplan	696,575.56	
Deeplan	73,571.39	
2012	591,209.73	
- SAAS	523,417.31	
	510,147.27	
" "+	500,000.00	
2017	500,000.00	
	490,000.00	
	420,978.88	
	400,000.00	
	337,080.00	
	300,000.00	
	295,500.00	
	256,239.62	
	253,799.00	
2014	227,122.26	
	203,400.00	
IDE	193,146.65	
	180,000.00	
	120,000.00	
	109,233.00	
	96,234.00	
	83,000.00	
	63,000.00	

2016	59,100.00	
2016	50,000.00	
	41,251.77	
2017	30,000.00	
(2015)	24,000.00	
	17,700.00	
	15,000.00	
	13,700.00	
	10,000.00	
	8,277.60	
	55,130,913.32	

46

1

--	--	--	--

			/
--	--	--	---

--	--	--

2

	382,499,760.62
/	95,624,940.16
	-48,970,045.28
	89,250.85

	104,980,705.33	61,502,786.76
	70,613,570.96	63,241,045.43
	46,916,562.15	48,684,973.67
	42,299,459.13	39,531,405.23
	24,687,801.32	21,925,732.62
	18,674,246.59	11,731,100.01
	16,981,527.15	

6

		4,795,571.49
	1,542,378.90	764,179.41
	1,542,378.90	5,559,750.90

51**1**

1	--	--

	1,776,372,815.14	1,742,931,594.71
	1,742,931,594.71	1,879,936,445.81
	33,441,220.43	

	15,784.54	6.55000	103,388.74
	22,487,162.44	6.55000	147,290,913.98
	3,563,502.77	0.84516	3,011,730.00
	21,909.42	6.55000	143,506.70
	345,102.67		

				100.00%	0.00%	
				0.00%		



2

	54.00%	21,561,418.76	33,480,000.00	36,817,112.72

3

2

1

					17.65%	

2

	/	/
	1,050,686,636.39	978,316,002.54
	927,994,871.31	803,891,331.28
	1,978,681,507.70	1,782,207,333.82
	738,288,955.95	602,326,190.39
	3,619,667.32	2,831,395.94
	741,908,623.27	

3

	/	/
	--	--
	10,833,774.78	15,472,282.06
	--	--
--	-4,692,776.64	-6,224,846.81
--		

	2,032,956.04	130,387,450.34	2,313,460.36	247,392,833.55
	13,771.45		12,888.59	



2017 12 31

	1,446,819,592.26		1,446,819,592.26
	598,244,206.01		598,244,206.01
	1,774,564,439.84		1,774,564,439.84
	2,964,537.62		2,964,537.62
	128,208,946.73		128,208,946.73
	20,000,000.00		20,000,000.00

1%	-1,531.82	-1,531.82	-1,153.90	-1,153.90
1%	1,531.82	1,531.82	1,153.90	1,153.90

4



DIGITAL CHINA ADVANCED SYSTEMS LIMITED	
DIGITAL CHINA HOLDINGS LTD	
	

--	--

		92,415.09			
		3,603.06			

2

	5,000,000.00	2016 09 30	2017 04 14	
	10,000,000.00	2016 11 04	2017 11 03	
	1,700,000.00	2016 09 06	2017 09 06	
	3,000,000.00	2016 12 22	2017 12 22	
	5,000,000.00	2016 08 25	2017 2016	

		419,555.86	
		330,188.68	
DIGITAL CHINA HOLDINGS LTD BERMUDA		295,189.39	685,083.00
DIGITAL CHINA (HK) LIMITED		219,056.73	437,091.00
		109,343.09	
		65,730.60	
INSTANT TECHNOLOGY SUPPLY CHAIN HONG KONG LIMITED		61,773.58	202,908.41
		122,679.49	16,284,457.06
		7,493.50	14,802.69
		6,205.26	3,964.71
		1,017.51	11,963.04
			8,278.34

		159,900.00			
	(12,088,275.91		706,667.00	
		1,221,870.00			
		460,105.90		460,105.90	
		4,672,763.90			

2

		6,691,444.21	68,010.00



--	--	--

1

1 2017 12 31 (T)

T+1	2018	10,193,242.24
T+2	2019	7,823,433.54
T+3	2020	4,264,290.50
T+3		2,459,620.84

2 2017 12 31 (T)

2017 7 14

“ ”

2

1 2018 2 23

2018

8,750

35%

80%

45%

2 2018 3 27

1 2017

2017

10

0.32

2 2018

151

ku

1**1**

		%		%	

2

18,062,395.77

0.00

3

51,280,922.89

69.23

15,097,357.11

2

1

		200,000,000.00	99.58			200,000,000.00
		200,836,730.50	100.00			200,836,730.50
		200,836,730.50	100.00			200,836,730.50

2

		23,906.00	836,730.50
			200,000,000.00
		23,906.00	200,836,730.50

3

		2,787,462,660.58				



--	--	--	--	--	--	--

	65,725,696.28	61,209,634.41
--	---------------	---------------

1

--

